



2024

Available through

ONA DRAPERY HARDWARE COMPANY INC.
5320 Arapahoe Ave. Boulder, Co. 80303
Phone: 800.231.4025 / 303-442-8755
Fax: 888.231.4026 / 303-786-7159
e-mail: info@onadrapery.com
www.onadrapery.com

THE WORLD BEHIND YOUR DRAPERIES



THE WORLD BEHIND YOUR DRAPERIES



ON THE COVER AND ABOVE: The W Dubai Mina Seyahi is a luxury gateway for expats and locals seeking new discoveries and is always buzzing with energy, opportunity & great vibes. The hotel has iconic glass architecture towering over the city below, offering unobstructed views of the Arabian Gulf from each of the 318 elegantly designed guest rooms & suites. Featured in these rooms are Forest CS[®] and KS[®] tracks. Tracks have also been cleverly used as room dividers and to separate the closets. In the lobby and restaurants, you will find Forest motorized tracks paired with the Forest Shuttle[®] drapery motor. Guest rooms design by BLINK.

TABLE OF CONTENTS

TRACK SYSTEMS

CS Heavy Duty Track System	3-6
CM Heavy Duty Ceiling Mount Track System	3-6
CCS Heavy Duty Corded Track System	7-8
RTS Recessed Track System	9-10
KS Light-Medium Duty Klick System	11-12
DS Design System	11-12
DSXL Design System XL	13-14
DSXL LED Design System XL with LED Lighting	13-14

BENDS/CURVES, BATONS & WORKROOM

BEND/CURVES	17-18
BATONS	19
WORKROOM Components	20
FES Forest Easyflex System	20

ROLLERS & ROMANS

APOLLO Basic Roller Shades	23-24
MERCURY Decorative Roller Shades	25-30
ATLANTIS Motorized Heavy Duty Roller Shades	31-32
FABRIC for Roller Shades - Quick Ship	33-34
RBS Roman Blind System - Cord Control	35-36
RBS Roman Blind System - Motorized	37-38
RBS XL Roman Blind System XL	39-40
BCS Motorized Blind Contract System	41-42
ENDEAVOR Make Your Own Romans	43-44

DECORATIVE METAL HARDWARE

TAVIRA OUTDOOR Pole Sets	47
TAVIRA OUTDOOR Traversing Sets	48
FARO SQUARE Pole Sets	49-50
GLASGOW ACRYLIC Pole Sets	51-52
LISBON 1 3/16" Pole Sets	53-54
AVEIRO 1 3/16" Pole Sets	55-56
PORTO 3/4" Wrought Iron Pole Sets	57-58

PORTO 1 3/16" Wrought Iron Pole Sets	59-60
DRESDEN 1 1/8" Pole Sets	61-62
DRESDEN 1 1/8" Traversing	63-64
DRESDEN CORDED 1 1/8" Traversing	65-66
DEVENTER DECO 1 1/8" Pole Sets	67-68
DEVENTER CRS 1 1/8" Traversing	69-70
FRANKFURT SQUARE RAIL Traversing	71-72
STUTTGART RECTANGLE RAIL Traversing	73-74
HANOVER CONTEMPORARY Traversing	75-76

DECORATIVE WOOD HARDWARE

SEVILLE 1 3/8" Pole Sets	79-80
VALENCIA 1 3/4" Pole Sets	81-82
CORDOBA 2" Pole Sets	83-84
CORDOBA 2" Traversing	85-86
LONDON 1 3/8" & 1 3/4" Pole Sets	87-88
LONDON 1 3/8" & 1 3/4" Traversing	89-90

DRAPERY MOTORIZATION

SHUTTLE Motor Specifications	93-94
CONTROLS Roadmap	95-96
FMS TRACK Motorized	97-98
RMS RECESSED Motorized	99-100
DSXL LED Motorized Design System + LED Lighting	101-102
HANOVER CONTEMPORARY Motorized	103-104
DRESDEN 1 1/8" Motorized	105-108
DEVENTER MRS 1 1/8" Motorized	109-110
CORDOBA WOOD Motorized	111-112
LONDON WOOD Motorized	113-114

APPENDIX

Terms and Conditions	117
Ordering Instructions	118
Returns, Warranty & Care	118
Ripplefold Carrier Counts	119-120
Child Safety	121
Product Support & Sales Tools	121-122



TRACK SYSTEMS

Forest track systems are installed in more than 100 countries worldwide, in both residential and commercial projects. Features include a 10-year warranty, powder coated finish, easy installation, and ultra-quiet operation with our patented lubrication process.


THE
WORLD
BEHIND
YOUR
DRAPERIES




CS®



CM



CCS®



RTS




MOTORIZED
P. 99-100



KS®



DS®



DSXL®
DSXL® LED



MOTORIZED
P. 101-102



Scan for more information
on FOREST Track Systems

CS[®] CONTRACT SYSTEM CM CEILING MOUNT TRACK

- Heavy duty aluminum extrusion, powder coated, and lubricated with a patented process.
- Maximum weight is 6 lbs/ft.
- CS track can be bent and curved. An exact size template is required. See pages 17-18 for more information.
- Hand or baton draw, one or two way.
- Stackback: Ripplefold - 6" per width, pinchpleat - 7" per width, cubicle - 5" per width.

ASSEMBLED SYSTEM

Includes track, masters, pinchpleat or ripplefold carriers, brackets, and 36" white fiberglass baton (See all batons page 19).

BATON OPTIONS

White fiberglass batons are available in 36", 48", 60", and 72" lengths. See all baton options, including the finishes below, on page 19.



25
White



59
Black



65
Brown



90
Grey



25
White



25
White



59
Black



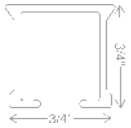
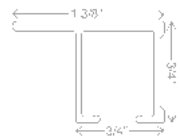
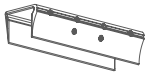






81
Bronze





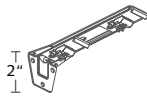
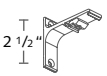
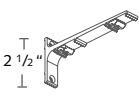



90
Grey

TRACKS SYSTEMS

CS | CM | CCS | RTS | KS | DS | DSXL | DSXL LED

CS	CM	COMPONENT
●		 <p>CS Contract System Track 51012-25 white 12' 51014-25 white 14' 51016-25 white 16' 51020-25 white 20'</p> <p>51016-59 black 16' 51020-59 black 20' 51016-65 brown 16' 51016-90 grey 16'</p>
●		 <p>CM Ceiling Mount Track 51212-25 white 12' 51214-25 white 14' 51216-25 white 16' Holes every 16"</p>
●		 <p>3906-25 59 black, 65 brown, 90 grey Track Connector</p>
●		 <p>55090-25 90° Pre-Bent CS Corners 24" x 24"</p>
●	●	 <p>52304-25 59 black, 65 brown, 90 grey End Cap - Short reduces light gap</p>
●	●	 <p>52301-25 59 black, 65 brown, 90 grey End Cap w/ Economy Slide Add 2004-25 w/ Ripplefold</p>
●	●	 <p>52302-25 Right Return 52303-25 Left Return End Cap w/ Return Plate, Snap for pinch pleat or Ripplefold</p>
●		 <p>9100-00 Channel Protector</p>
●		 <p>3001-25 59 black 90 grey Regular Duty Ceiling Bracket</p>

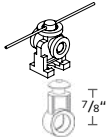
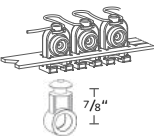





CS	CM	COMPONENT
●		 <p>3901-25 59 black, 90 grey Ceiling Splice/Bracket</p>
●		 <p>3003-25 59 black, 65 brown, 90 grey Heavy Duty Ceiling Bracket w/ Smart Klick</p>
●		 <p>30031-25 59 black, 65 brown, 90 grey Ceiling Bracket Cover use with 3003-XX</p>
●		 <p>53202-25 59 black, 65 brown, 90 grey 3" Smart Klick Wall Bracket w/ wide base, adjusts 3-4.5"</p>
●		 <p>53206-25 59 black, 65 brown, 90 grey 6" Smart Klick Double Wall Bracket w/ wide base adjusts 2.5"-4" & 6"-7.5"</p>
●		 <p>3280-25 59 black, 65 brown, 90 grey 3" Wall Bracket, heavy duty projection 2 1/2"</p>
●		 <p>3281-25 59 black, 65 brown, 90 grey 6" Double Wall Bracket, heavy duty projection 1 1/2", 5 1/2"</p>
●		 <p>32801-25 59 black, 90 grey Wall Bracket Cover use with 3280 & 3281</p>






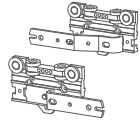
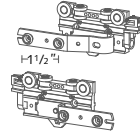
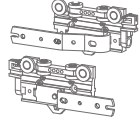
● Standard item in assembled sets.

TRACKS SYSTEMS

CS | CM | CCS | RTS | KS | DS | DSXL | DSXL LED

TRACKS CS CM

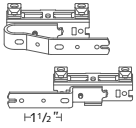
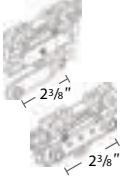
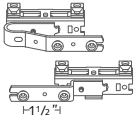



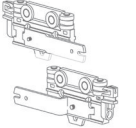



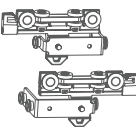


CS	CM	COMPONENT
●	●	 <p>Wheeled Connected Snap Carrier with pendant, in plastic sleeve 2107-25, 59 black 60% fullness, 2 5/8" OC 2106-25, 59 black 65 brown, 90 grey 80% fullness, 2 3/8" OC 2105-25, 59 black 100% fullness, 2 1/8" OC 2108-25, 59 black 120% fullness, 1 7/8" OC</p>
●	●	 <p>Wheeled Connected Snap Carrier with pendant, on plastic strip 2207-25 60% fullness, 2 5/8" OC 2206-25, 59, 65, 90 80% fullness, 2 3/8" OC 2205-25 100% fullness, 2 1/8" OC 2208-25 120% fullness, 1 7/8" OC</p>
●	●	 <p>2007-25 59 black Pendant for Snap Tape Carrier</p>
●	●	 <p>2008-25 59 black, 65 brown, 90 grey Short Pendant for Snap Tape Carrier</p>
●	●	 <p>2004-25 59 black, 65 brown, 90 grey Snap Carrier for accordiafold</p>
●	●	 <p>52002-25 59 black, 65 brown, 90 grey Slim Line Ball Bearing Carrier</p>
●	●	 <p>52008-25 59 black, 65 brown Slim Line Klick Carrier draperies hang to conceal track</p>

CS	CM	COMPONENT
●	●	 <p>52108-25 Stop Carrier prevents slide back</p>
●	●	 <p>52003-25 59 black, 65 brown Economy Slide</p>
●	●	 <p>52100-25 59 black, 65 brown, 90 grey Ball Bearing Carrier w/ Stainless Hook slim line - use w/ grommets</p>
●	●	 <p>52005-25 Button Slide Carrier</p>
●	●	 <p>52105-25 Button Slide Carrier w/ Hook</p>
●	●	 <p>52502-25 Overlap R 52504-25 Underlap L 59 black Standard Multi-Functional Master Use stiffener w/ exposed baton or hooks w/ hidden baton</p>
●	●	 <p>52502-25A Overlap R 52504-25A Underlap L 59A black Standard Multi-Functional Master w/ snaps and baton adaptor</p>
●	●	 <p>52502-25B Overlap R 52504-25B Underlap L Standard Multi-Functional w/ baton adaptor for stiffener. Stainless steel for outdoor use.</p>

● Standard item in assembled sets.

TRACKS SYSTEMS

CS | CM | CCS | RTS | KS | DS | DSXL | DSXL LED


CS	CM	COMPONENT	CS	CM	COMPONENT
●	●	 <p>52508-25 Overlap R 52509-25 Underlap L 59 black, 65 brown Swivel Foot Multi-Functional Master for bends and curves</p>	●	●	 <p>52601-25A Overlap R 52603-25A Underlap L Extended Spacing Master w/ snaps and adaptor</p>
●	●	 <p>52508-25A Overlap R 52509-25A Underlap L 59 black, 65 brown Swivel Foot Multi-Functional Master w/ snaps</p>	●	●	 <p>2552-25 6" Extension Arm for master Use w/ two one-way draws</p>
●	●	 <p>52501-25 Overlap R 52503-25 Underlap L Stiffener Master</p>	●	●	 <p>2551-25 Small Extension Arm</p>
●	●	 <p>52401-25 Overlap R 52403-25 Underlap L Stiffener Master w/ snaps and adaptor</p>	●	●	 <p>2305-25 59 black, 65 brown, 90 grey Twist On End Stop</p>
●	●	 <p>52410-25 Butt R 52409-25 Butt L 59 black Standard Butt Master w/ snaps and for baton use</p>	●	●	 <p>2308-25 Return Plate reversible, 2 1/2" return</p>
●	●	 <p>52411-25A Butt R 52412-25A Butt L 59A black, 65A brown, 90A grey Wheeled Butt Master w/snap adaptor Designed for hidden baton</p>	●	●	 <p>52307-90 End Lock</p>
●	●		●	●	 <p>54110-25 36" Fiberglass Baton w/ snap</p>

● Standard item in assembled sets.



Scan for more information on the FOREST CCS Contract Cord System

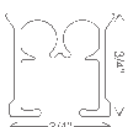
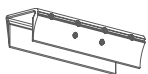

CCS® CONTRACT CORD SYSTEM



- Aluminum extrusion, powder coated and lubricated with a patented process.
- Maximum weight is 50 lbs per system.
- Bendable – CCS Track can be bent and curved. An exact size template is required. See pages 17-18 for more information.
- Cord draw, one or two way.
- Stackback: Ripplefold - 6" per width, pinchpleat - 7" per width, accordiafold - 5" per width.
- All Forest corded products include a child safety tension device and warning label.

ASSEMBLED SYSTEM





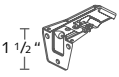
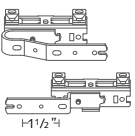
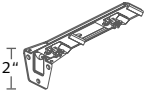
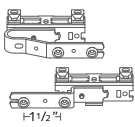


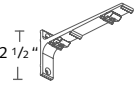



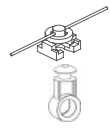

Includes track, masters, pinchpleat or ripplefold carriers, brackets, cord, tension pulley, child safety device.

CCS	COMPONENT
• 	<p>CCS Contract Cord Track 20 tracks/bundle 51116-25 white 16' 51116-65 brown 16' 51116-90 grey 16'</p>
• 	<p>3906-25 59 black, 65 brown, 90 grey Track Connector</p>
• 	<p>52801-25 65 brown, 90 grey End Pulley, 2 1/4" Reversible Use on right or left</p>

CCS	COMPONENT
• 	<p>52801-25A Right 52801-25B Left End Pulley w/ Snap 2 1/4 Reversible, for Ripplefold</p>
• 	<p>52803-25 65 brown, 90 grey Small End Pulley 1 1/2" Reversible, use with Butt Masters and one-way draw</p>
• 	<p>3001-25 59 black, 65 brown, 90 grey Regular Duty Ceiling Bracket</p>

TRACKS SYSTEMS


CS | CM | **CCS** | RTS | KS | DS | DSXL | DSXL LED

CCS	COMPONENT	CCS	COMPONENT
●	 <p>3003-25 59 black, 65 brown, 90 grey Heavy Duty Ceiling Bracket w/ Smart Klick</p>	●	 <p>52008-25 59 black, 65 brown Slim Line Klick Carrier draperies hang to conceal track</p>
●	 <p>30031-25 59 black, 65 brown, 90 grey Ceiling Bracket Cover use with 3003-XX</p>	●	 <p>52004-25 Low Profile Ball Bearing</p>
●	 <p>53202-25 59 black, 65 brown, 90 grey 3" Smart Klick Wall Bracket w/ wide base, adjusts 3-4.5"</p>	●	 <p>52508-25 Overlap R 52509-25 Underlap L 59 black, 65 brown Swivel Foot Multi-Functional Master for bends and curves</p>
●	 <p>53206-25 59 black, 65 brown, 90 grey 6" Smart Klick Double Wall Bracket w/ wide base adjusts 2.5"-4" & 6"-7.5"</p>	●	 <p>52508-25A Overlap R 52509-25A Underlap L 59 black, 65 brown Swivel Foot Multi-Functional Master w/ snaps</p>
●	 <p>3280-25 59 black, 65 brown, 90 grey 3" Wall Bracket, heavy duty projection 2 1/2"</p>	●	 <p>52410-25 Butt R 52409-25 Butt L 59 black Standard Butt Master w/ snaps for baton use</p>
●	 <p>3281-25 59 black, 65 brown, 90 grey 6" Double Wall Bracket, heavy duty projection 1 1/2", 5 1/2"</p>	●	 <p>52510-25 59 black, 65 brown, 90 grey Cord Connector</p>
●	 <p>32801-25 59 black, 90 grey Wall Bracket Cover use with 3280 & 3281</p>	●	 <p>9004-25 3.2mm Cord 333.34 yds./roll</p>
●	 <p>Two Piece Connected Snap Carrier w/ Square Base, in plastic sleeve. Use 1 1/4" snap tape 2114-25, 59 black 60% fullness, 2 5/8" OC 2111-25, 59 black, 65 brown, 90 grey 80% fullness, 2 3/8" OC 2112-25, 59 black 100% fullness, 2 1/8" OC 2115-25, 59 black 120% fullness, 1 7/8" OC</p>	●	 <p>49501-00 Tension Device For child safety</p>

● Standard item in assembled sets.



Scan for more information on the
FOREST RTS Recessed Track System



25
White

RTS RECESSED TRACK SYSTEM

- Heavy duty aluminum extrusion, white, powder coated and lubricated with a patented process.
- Maximum weight is 8 lbs/ft.
- Splicing available. Please call sales for more information.
- Hand or baton draw, one or two way.
- Stackback: Ripplefold - 6" per width, pinchpleat - 7" per width, cubicle - 5" per width.



MOTORIZED
P. 99-100

ASSEMBLED SYSTEM

Includes track, masters, pinchpleat or ripplefold carriers, recess profile, fixing strip, wedge, and 36" white fiberglass baton (See all batons page 19).

BATON OPTIONS

White fiberglass batons are available in 36", 48", 60", and 72" lengths. See all baton options, including the finishes below, on page 19.



25
White



59
Black



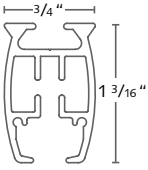
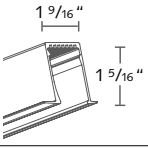

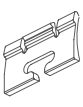

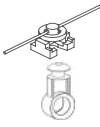
81
Bronze





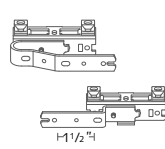
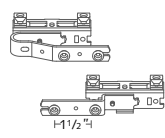


90
Grey

TRACKS SYSTEMS

CS | CM | CCS | **RTS** | KS | DS | DSXL | DSXL LED

RTS	COMPONENT
●	 <p>51623-25 RTS Track white 19' x 10 tracks/bundle bundle = 190'</p>
●	 <p>51723-25 Recess Profile, 23' Order same length as track</p>
●	 <p>51724-25 Recess Profile Fixing Strip, 23' Order 6" shorter than track</p>
●	 <p>53914-25 Recess Profile Wedge Order 1 per track</p>
●	 <p>3801-25 RTS End Cap</p>
●	<p>Two Piece Connected Snap Carrier w/ Square Base, in plastic sleeve. Use 1 1/4" snap tape</p> <p>2114-25, 59 black 60% fullness, 2 5/8" OC</p> <p>2111-25, 65 brown, 90 grey 80% fullness, 2 3/8" OC</p> <p>2112-25, 59 black 100% fullness, 2 1/8" OC</p> <p>2115-25, 59 black 120% fullness, 1 7/8" OC</p> 

● Standard item in assembled sets.


RTS	COMPONENT
●	 <p>52008-25 Slim Line Klick Carrier Allows drapery to hang and conceal track</p>
●	 <p>52009-25 Ball Bearing Carrier</p>
●	 <p>52508-25 Overlap R 52509-25 Underlap L Swivel Foot Multi-Functional Master</p>
●	 <p>52508-25A Overlap R 52509-25A Underlap L Swivel Foot Multi-Functional Master w/ snaps</p>
●	 <p>52410-25 Butt R 52409-25 Butt L Standard Butt Master w/ 3 snaps for baton use</p>
●	 <p>54110-25 36" Fiberglass Baton w/ snap</p>

TRACKS RECESSED





Scan for more information on the FOREST Track Systems

KS® KLICK SYSTEM DS® DESIGN SYSTEM



- Aluminum extrusion, powder coated and lubricated with a patented process.
- Maximum weight is 3 lbs/ft.
- Bendable – KS & DS tracks can be bent and curved. An exact size template is required. See pages 17-18 for more information.
- Hand or baton draw, one or two way.
- Stackback per width: ripplefold - 6", pinchpleat - 7", cubicle - 5", accordiafold - 5".




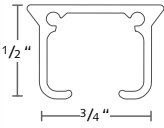
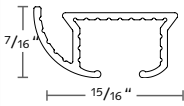


ASSEMBLED SYSTEM






Includes track, masters, pinchpleat or ripplefold carriers, brackets, and 36" white fiberglass baton (See all batons page 19).

BATON OPTIONS

White fiberglass batons are available in 36", 48", 60", and 72" lengths. See all baton options, including the finishes below, on page 19.



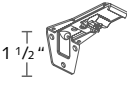
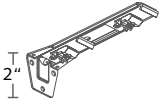
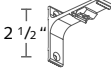
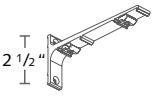




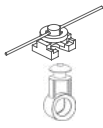







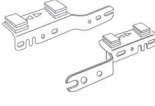






KS	DS	COMPONENT
•		 <p>KS Klick System Track 1013-25 white 13' 1" 1016-25 white 16' 4" 1019-25 white 19' 8" 1016-59 black 16' 4" 1016-65 brown 16' 4" 1016-90 grey 16' 4"</p>
	•	 <p>DS Design System Track 1116-25 white 16' 4" 89 graphite</p>
•	•	 <p>3905-25 59 black, 65 brown, 90 grey Track Connector, key 3904-00</p>
•		 <p>2309-25 59 black, 65 brown, 90 grey KS End Cap Multifunctional</p>

KS	DS	COMPONENT
•		 <p>2309-255 59S black, 90S grey KS End Cap Short reduces light gap</p>
	•	 <p>2310-25 89 graphite DS End Cap w/ screw</p>
•	•	 <p>9100-00 Channel Protector</p>
•	•	 <p>3001-25 59 black, 65 brown, 90 grey Regular Duty Ceiling Bracket</p>
•	•	 <p>3901-25 59 black, 65 brown, 90 grey Ceiling Splice/ Bracket</p>

TRACKS SYSTEMS

CS | CM | CCS | RTS | **KS** | **DS** | DSXL | DSXL LED

KS	DS	COMPONENT
•	•	 <p>3003-25 59 black, 65 brown, 90 grey Heavy Duty Ceiling Bracket w/ Smart Klick</p>
•	•	 <p>30031-25 59 black, 65 brown, 90 grey Ceiling Bracket Cover use with 3003-XX</p>
•	•	 <p>53202-25 59 black, 65 brown, 90 grey 3" Smart Klick Wall Bracket w/ wide base, adjusts 3-4.5"</p>
•	•	 <p>53206-25 59 black, 65 brown, 90 grey 6" Smart Klick Double Wall Bracket w/ wide base adjusts 2.5"-4" & 6"-7.5"</p>
•	•	 <p>3280-25 59 black, 65 brown, 90 grey 3" Wall Bracket, heavy duty projection 2 1/2"</p>
•	•	 <p>3281-25 59 black, 65 brown, 90 grey 6" Double Wall Bracket, heavy duty projection 1 1/2", 5 1/2"</p>
•	•	 <p>32801-25 59 black, 90 grey Wall Bracket Cover use with 3280 & 3281</p>
•	•	 <p>2001-25 59 black, 65 brown, 90 grey Klick Carrier, for pinch pleat</p>
•	•	 <p>2002-25 59 black, 65 brown, 90 grey Shirrtape Carrier</p>
•	•	 <p>2004-25 59 black Snap Carrier, for accordiafold</p>
•	•	 <p>Two Piece Connected Snap Carrier w/ Square Base, in plastic sleeve. Use 1 1/4" snap tape 2114-25, 59 black 60% fullness, 2 5/8" OC 2111-25, 65 brown, 90 grey 80% fullness, 2 3/8" OC 2112-25, 59 black 100% fullness, 2 1/8" OC 2115-25, 59 black 120% fullness, 1 7/8" OC</p>

KS	DS	COMPONENT
•	•	 <p>52003-25 65 brown Economy Slide</p>
•	•	 <p>52004-25 Low Profile Ball Bearing Carrier</p>
•	•	 <p>2201-25 59 black Klick Carrier w/ Stainless Hook Use with grommets 1 3/4" from top of track to bottom of J hook. 1 1/8"</p>
•	•	 <p>52005-25 Button Slide Carrier</p>
•	•	 <p>52105-25 Button Slide Carrier w/ Hook</p>
•	•	 <p>2525-25 Overlap R 2526-25 Underlap L 65 brown Pinchpleat Master 2527-25 Overlap L 2528-25 Underlap R</p>
•	•	 <p>B8809-23-00 Overlap R B8809-24-00 Underlap L 59 black Plastic Snap Master</p>
•	•	 <p>52410-25 Butt R 52409-25 Butt L 59 black Standard Butt Master w/ snaps and for baton use</p>
•	•	 <p>2305-25 59 black, 65 brown, 90 grey Twist On End Stop</p>
•	•	 <p>52307-90 End Lock</p>
•	•	 <p>2308-25 Return Plate reversible, 2 1/2" return</p>
•	•	 <p>54110-25 36" Fiberglass Baton w/ snap See all batons page 19</p>

• Standard item in assembled sets.



Scan for more information on the FOREST DSXL Design System XL



25 White

DSXL® DESIGN SYSTEM DSXL® LED DESIGN SYSTEM + LED LIGHTING

- Elegantly shaped aluminum extrusion, white, powder coated and lubricated with a patented process. LED lighting lights up the backside of drapery or the track itself.
- LED strips have low energy consumption, are eco-friendly, dimmable. Lifespan is 30,000 hours.
- Maximum weight is 3 lbs/ft.
- Hand or baton draw, one or two way. Can be motorized.
- Stackback: Ripplefold - 6" per width, pinchpleat - 7" per width, cubicle - 5" per width, accordiafold - 5" per width.



MOTORIZED
P. 101-102

ASSEMBLED SYSTEM

Includes track, masters, pinchpleat or ripplefold carriers, wall or ceiling brackets, lighting components (if specified), and 36" white fiberglass baton (See all batons page 19).

BATON OPTIONS

White fiberglass batons are available in 36", 48", 60", and 72" lengths. See all baton options, including the finishes below, on page 19.



25 White



59 Black



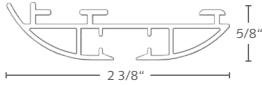

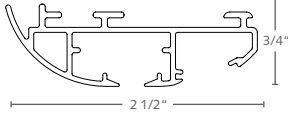
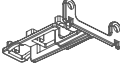










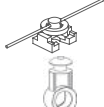
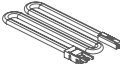

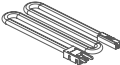
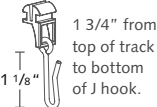

81 Bronze



90 Grey


TRACKS SYSTEMS

CS | CM | CCS | RTS | KS | DS | **DSXL** | **DSXL LED**

DSXL	DSXL LED	COMPONENT	DSXL	DSXL LED	COMPONENT
•		 <p>2119-25 DSXL Track 19' 8" x 20 tracks per bundle bundle = 393.7' cannot be spliced</p>	•	•	 <p>B8809-23-00 Overlap R B8809-24-00 Underlap L Plastic Snap Master</p>
	•	 <p>3119-25 DSXL LED Track 19' 8" x 20 tracks per bundle bundle = 393.7' cannot be spliced</p>	•	•	 <p>9040-25 FES Butt Master</p>
•		 <p>2400-25 DSXL End Cap</p>	•	•	 <p>2305-25 59 black, 65 brown, 90 grey Twist On End Stop</p>
•		 <p>3400-25 DSXL LED End Cap</p>	•		 <p>3000-00 LED Strip, 3000k/24v 30,000 hr lifespan Dimmable</p>
•		 <p>3402-25 DSXL LED Flat End Cap</p>	•		 <p>3010-00 LED Strip Cover</p>
•	•	 <p>2302-25 DSXL Swivel Ceiling Bracket</p>	•		 <p>3030-00 Mounting Device for LED Strip</p>
•	•	 <p>2301-25 DSXL Wall Bracket w/ Swivel</p>	•		 <p>3103-25 LED Dimmer Allows control of light strip with Diamond remote.</p>
•	•	 <p>Two Piece Connected Snap Carrier w/ Square Base, in plastic sleeve. Use 1 1/4" snap tape 2114-25, 59 black 60% fullness, 2 5/8" OC 2111-25, 65 brown, 90 grey 80% fullness, 2 3/8" OC 2112-25, 59 black 100% fullness, 2 1/8" OC 2115-25, 59 black 120% fullness, 1 7/8" OC</p>	•		 <p>3100-00 with 6' 6" cord 3105-25 with 13" cord LED Cable connects LED Strip 3000-00 to LED Dimmer 3103-25 24 volt</p>
•	•	 <p>2001-25 Click Carrier for PP</p>	•		 <p>3106-25 LED Extension Cable for LED Cables 3100-00 and 3105-25 6' 6"</p>
•	•	 <p>2201-25 Click Carrier w/ Hook 1 3/4" from top of track to bottom of J hook. 1 1/8"</p>	•		 <p>52931-25D white 59D black Diamond Sense Remote RF, 15 channel w/ holder, Range 98'</p>

• Standard item in assembled sets.

TRACKS DSXL / DSXL LED





BENDS/CURVES

BENDS/CURVES, BATONS, WORKROOM and EASYFLEX

In this section find out more about bending and curving options at our facility or yours. Also consider our wide range of batons and other items for your workroom. Beyond traditional ripplefold tape, the Forest Easyflex System allows you to easily customize the fold depth of your ripplefold drapery.



BATONS



WORKROOM

THE
WORLD
BEHIND
YOUR
DRAPERIES



EASY FLEX



CUSTOM BEND & CURVE TRACKS AND H-RAIL

- Forest will custom bend and curve our hardware to your exact specifications. Or, bend and curve at your workroom with our equipment.
- All bend and curve orders require a template at actual size. Mail your template to Forest Drapery Hardware, 2500 Donn Drive, Cartersville GA 30120, Attn: Inside Sales.




CS TRACK
p. 3-6



CCS TRACK
p. 7-8



KS TRACK
p. 11-12



DS TRACK
p. 11-12



FMS TRACK
p. 95-96



DRESDEN TRAVERSE & MOTORIZED TRAVERSE p. 63-64
MOTORIZED p. 105-108
Polished chrome and wood foil cannot be bent or curved

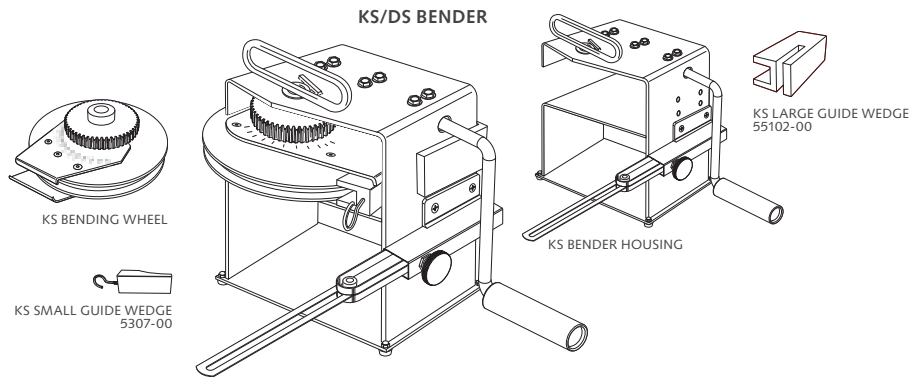


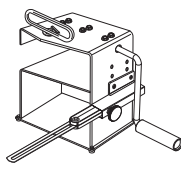
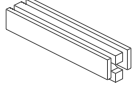
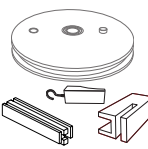
DEVENTER CRS & MRS
CRS p. 69-70
MRS p. 109-110


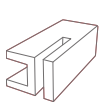
KS/DS BENDER



Scan for a video showing how to set up the KS/DS Bender



KS & DS	COMPONENT
	KS/DS Housing Unit 5001-00
	Bending Strips 5302-00 KS 5312-00 DS
	Bending Wheel Sets Includes wheel, wedges, and bending strips. 55401-00 KS 55402-00 DS

KS & DS	COMPONENT
	Small Guide Wedge 5307-00 KS (pictured) 5308-00 DS white 5309-00 DS grey Both DS wedges are required.
	Large Guide Wedge 55102-00 KS (pictured) 55103-00 DS white 55104-00 DS grey Both DS wedges are required.

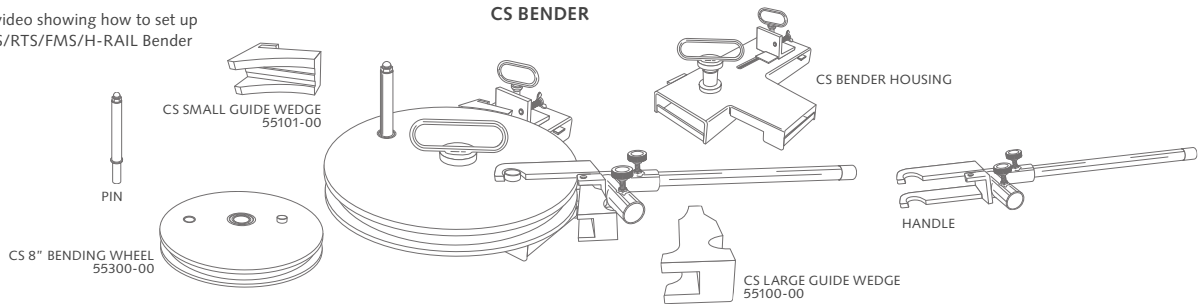
BENDING & CURVING

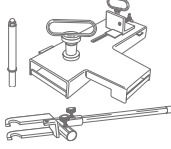




BENDING & CURVING | BATONS | WORKROOM | EASYFLEX

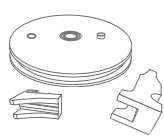


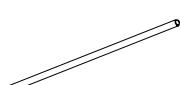

CS/CCS/FMS/H-RAIL BENDER



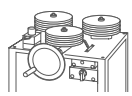

Scan for a video showing how to set up the CS/CCS/RTS/FMS/H-RAIL Bender







CS, CCS, FMS, H-RAIL	COMPONENT
<ul style="list-style-type: none">  	<ul style="list-style-type: none"> CS/CCS/FMS/H-RAIL Housing Unit with handle & pin 55002-00
<ul style="list-style-type: none">  	<ul style="list-style-type: none"> CS Bending Strip 55302-00
<ul style="list-style-type: none">  	<ul style="list-style-type: none"> CCS Bending Strip 55303-00
<ul style="list-style-type: none">  	<ul style="list-style-type: none"> FMS Bending Strip 55306-00
<ul style="list-style-type: none">  	<ul style="list-style-type: none"> H-Rail Bending Strip 55314-00

CS, CCS, FMS, H-RAIL	COMPONENT
<ul style="list-style-type: none">  	<ul style="list-style-type: none"> Bending Wheels w/ wedges 55300-00 CS/CCS/FMS 55310-00 H-Rail
<ul style="list-style-type: none">  	<ul style="list-style-type: none"> Small Guide Wedge 55101-00 CS/CCS/FMS 55315-00 H-Rail
<ul style="list-style-type: none">  	<ul style="list-style-type: none"> Large Guide Wedge 55100-00 CS/CCS/FMS 55316-00 H-Rail
<ul style="list-style-type: none">  	<ul style="list-style-type: none"> Extension Arm for handle 55317-00
<ul style="list-style-type: none">  	<ul style="list-style-type: none"> Stand for CS Bender 55318-00

KS/DS/CS/CCS/FMS/H-RAIL CURVING













CURVING	COMPONENT
<ul style="list-style-type: none">  	<ul style="list-style-type: none"> Electronic Continuous Curver 110 Volt curver for accurate and high output curving. Wheels not included. 5004-00
<ul style="list-style-type: none">  	<ul style="list-style-type: none"> Curving Wheels, set of 3 5304-00 KS 5306-00 DS 5305-00 CS/CCS/FMS 55311-00 H-Rail

CURVING	COMPONENT
<ul style="list-style-type: none">  	<ul style="list-style-type: none"> KS Curving Strip, 23' 55308-00
<ul style="list-style-type: none">  	<ul style="list-style-type: none"> DS/CCS Curving Strip, 23' 55304-00
<ul style="list-style-type: none">  	<ul style="list-style-type: none"> CS/FMS Curving Strip, 23' 55307-00
<ul style="list-style-type: none">  	<ul style="list-style-type: none"> H-Rail Curving Strip, 23' 55313-00







BATONS

BENDS & CURVES | **BATONS** | WORKROOM | EASYFLEX

BATONS FIBERGLASS, ACRYLIC, ADA & COMPONENTS

BATONS	COMPONENT	BATONS	COMPONENT
 snap  adaptor	3/8" Fiberglass Baton Must order screw separately 36" 54110-25 white w/ snap 54310-25 white w/ adaptor 54110-59, 81, 90 w/ snap 48" 54111-25 white w/ snap 54311-25 white w/ adaptor 54111-59, 81, 90 w/ snap 60" 54112-25 white w/ snap 54312-25 white w/ adaptor 54112-59, 81, 90 w/ snap 72" 54113-25 white w/ snap 54313-25 white w/ adaptor 54113-59, 81, 90 w/ snap 84" 54114-25 white w/ snap 96" 54115-25 white w/ snap	 snap  adaptor 1/2" Clear Acrylic Baton Must order screw separately 36" 54510-00 w/ snap 54710-00 w/ adaptor 48" 54511-00 w/ snap 54711-00 w/ adaptor 60" 54512-00 w/ snap 54712-00 w/ adaptor 72" 54513-00 w/ snap 54713-00 w/ adaptor	
	54112-59, 81, 90 w/ snap 72" 54113-25 white w/ snap 54313-25 white w/ adaptor 54113-59, 81, 90 w/ snap 84" 54114-25 white w/ snap 96" 54115-25 white w/ snap		ADA Clear Acrylic Baton 48" 54911-00 w/ adaptor
	Colors available for 3/8" Fiberglass Batons  25 White  59 Black  81 Bronze  90 Grey		 adaptor 9013-00 Baton Holder, clear acrylic
			 54001-16 Baton Snap
			 9015-00 Hex Head Shoulder Screw for baton w/ adaptor
			 54000-16 D-Ring




BATONS DECORATIVE METAL & WOOD





 <p>29MWAND-XX 40" Metal Baton see all finishes p. 55</p>	 <p>29AWAND-16 40" Round Metal Baton Stainless Steel</p>	 <p>29SWAND-16 40" Square Metal Baton Stainless Steel</p>	 <p>29IWAND-XX 40" Wrought Iron Baton see all finishes p. 59</p>	 <p>19WWAND-XX 40" Wood Baton see all finishes p. 83</p>	 <p>19CWAND-XX 40" Modern Baton see all finishes p. 83</p>
---	--	---	--	--	--

WORKROOM & EASYFLEX

BENDS & CURVES | BATONS | **WORKROOM** | **EASYFLEX**

WORKROOM COMPONENTS

WORKROOM	COMPONENT
• 	9009-00 Large Stiffener w/ grommet Adjustable for ceiling or wall
• 	9011-00 Small Stiffener w/ grommet for sheers
• 	9003-25 1" Snap Tape for Ripplefold 4 1/4" OC spacing

WORKROOM	COMPONENT
• 	1502-00 Spray lubricant
• 	9100-00 Channel Protector fits CS, KS & DS Tracks
• 	52500-00 Corded Assembly Tool
• 	5000-00 Track Opener

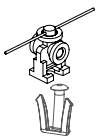
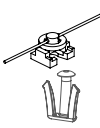



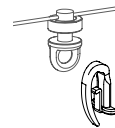


FES® FOREST EASYFLEX SYSTEM

- Fold depth is fully customizable with Easyflex tape and carriers.
- Use with any traversing system and your choice of ripplefold masters.
- Ceiling space required is equal to the spacing between the hook placement in the Easyflex tape.



Scan for more information on
FES Forest Easyflex System

FES	COMPONENT
• 	Wheeled Connected Snap Carrier in plastic sleeve 2107-25 60%, 2 5/8" OC 2106-25 80%, 2 3/8" OC 2105-25 100%, 2 1/8" OC 2108-25 120%, 1 7/8" OC
• 	Two-Piece Connected Snap w/ Square Base in plastic sleeve 2114-25 60%, 2 5/8" OC 2111-25 80%, 2 3/8" OC 2112-25 100%, 2 1/8" OC 2115-25 120%, 1 7/8" OC
• 	9037-25 Easyflex Hook use with 210X-25 and 211X-25 carriers

FES	COMPONENT
• 	2116-25 Easywave Square Carrier, 80% use with 9039-25 Easyflex End Hook
• 	9039-25 Easyflex End Hook
• 	9036-00 Easyflex Tape 3" wide, 9/16" spacing



ROLLER SHADES AND ROMANS

Forest Roller Shades and Romans are high quality for residential or commercial use. Choose a fabric from our stock program and your roller shades ship in 10-14 business days. Control options include spring, chain and motorization.



CHAIN
CONTROL



SPRING
CONTROL



MOTOR
CONTROL



APOLLO ROLLER SHADES



MERCURY ROLLER SHADES



ATLANTIS ROLLER SHADES



RBS & RBS XL ROMAN BLINDS



BCS® ROMAN BLINDS



ENDEAVOR ROMAN BLINDS

THE
WORLD
BEHIND
YOUR
DRAPERIES



Scan for more information on FOREST Apollo Basic Roller Shades



25 White



25 White

APOLLO CASSETTE & DIRECT MOUNT

- Wall or ceiling mount for residential or contract use
- Maximum weight is 8 lbs. 13 oz.
- 1 1/2" / 38mm tube and a bi-directional clutch

CASSETTE MOUNT ASSEMBLED SYSTEM

Includes stock fabric (see pages 33-34 for all fabric options), 38mm tube, roller mechanisms, brackets, bracket covers, valance, bottom rail with end caps, and child safety device.

DIRECT MOUNT ASSEMBLED SYSTEM

Includes stock fabric (see pages 33-34 for all fabric options), 38mm tube, roller mechanisms, brackets, bracket covers, bottom rail with end caps, and child safety device.

MOTORIZED CASSETTE OR DIRECT MOUNT
















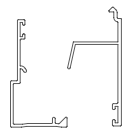



Choose a cassette or direct mount shade above, add the motor, the charging cable and choice of control device from below. Maximum recommended weight is 16 lbs. per shade.

COMPONENT	
<ul style="list-style-type: none"> • <i>COMING SOON!</i> 	<p>68002-25 1.8 Nm Tubular Lithium iOn Motor, 3-year warranty Use with Forest controls</p>
<ul style="list-style-type: none"> • 	<p>78003-25 Micro USB Charging Cable for 68000-25 and 68002-25</p>
<ul style="list-style-type: none"> • 	<p>52931-25D white 59D black Diamond Sense Remote RF, 15 channel w/ holder, range 98'.</p>

COMPONENT	
<ul style="list-style-type: none"> • 	<p>52933-25 white 59 black Diamond Sense Wall Switch 2 channel Use with 68002-25</p>
<ul style="list-style-type: none"> • <i>COMING SOON!</i> 	<p>52960-25 white 59 black EasyTouch Remote RF, 6 channel Use with 68002-25</p>

ROLLER SHADES & ROMANS

APOLLO | MOTOR SPECIFICATIONS | MERCURY | ATLANTIS | ROLLER SHADE FABRIC | RBS | RBS XL | BCS | ENDEAVOR

CASSETTE	DIRECT	COMPONENT	CASSETTE	DIRECT	COMPONENT
•	•	 <p>71119-90 1 1/2" / 38mm 19' Tube, aluminum</p>	•	•	 <p>Endless Chain 25 white plastic or 90 nickel 49020-25, 90, 29" 49021-25, 90, 39" 49022-25, 90, 49" 49023-25, 90, 59" 49024-25, 90, 69" 49025-25, 90, 79" 49026-25, 90, 89" 49027-25, 90, 99"</p>
•	•	 <p>72311-25 Hold Down Strip with adhesive for tube 2,000 ft/roll</p>	•	•	 <p>79005-00 Clear Ball Stopper</p>
•	•	 <p>72309HD-25 Heavy Duty Clutch w/ end plug</p>	•	•	 <p>49501-00 Tension Device, child safety</p>
•	•	 <p>72306-25 Multi-Purpose Bracket steel, 2 pcs</p>	•	•	 <p>810219-25 Bottom Rail</p>
•	•	 <p>72304-25 Bracket Cover</p>	•	•	 <p>810001-25 Weight Insert for bottom rail</p>
•		 <p>72307-90 Wall Bracket steel</p>	•	•	 <p>810019-25 Adhesive Tape for bottom rail</p>
•		 <p>72308-90 Ceiling Bracket steel</p>	•	•	 <p>830004-25 End Cap for bottom rail</p>
•		 <p>71312-25 Cassette Headrail, 13'</p> <p>79001-25 Screw, 2 needed per headrail</p>	•	•	 <p>810000-00 Brush for bottom rail</p>
•		 <p>72314-25 Cassette Bracket Covers</p> <p>79001-25 Screw, 6 needed per set of 2 bracket covers</p>	•	•	 <p>2 Piece Outside Mount Side Channel 71619-25 Bottom 71719-25 Top</p>
•		 <p>71412-25 Cassette Valance, 13' aluminum, white</p>	•	•	 <p>810119-25 One Piece Inside Mount Side Channel, 19'</p>
			•	•	 <p>79002-25 Brush for side channel</p>

• Standard item in assembled sets.

SEE PAGES 33-34 FOR FABRIC OPTIONS.



Scan for more information on
FOREST Mercury Double Fascia
Roller Shades



MERCURY DOUBLE FASCIA

- Ideal for double treatment
- Complete blackout possible with side channels
- Heavy duty with quick and easy installation
- 38mm, 42mm and 50mm tube options and a bi-directional clutch

CHAIN DRAW ASSEMBLED SYSTEM


Includes stock fabric (see pages 33-34 for all fabric options), 38mm tube, roller mechanisms, brackets, bracket covers, counterweights or bottom rails with end caps, and child safety device.

SPRING CONTROL ASSEMBLED SYSTEM

Includes stock fabric (see pages 33-34 for all fabric options), 38mm tube, roller mechanisms, brackets, bracket covers, and counterweights or bottom rails with end caps.

MOTORIZED ASSEMBLED SYSTEM

Includes stock fabric (see pages 33-34 for all fabric options), two 38mm tubes, motor, micro usb cable to charge battery, brackets, bracket covers, counterweight or bottom rail with end caps and remote.



25
White

70
Bronze

90
Silver



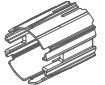

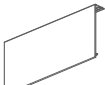
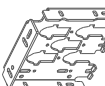









NEW! OPERATE
MERCURY SHADES WITH
BOND BRIDGE PRO!

52955-25
Bond Bridge Pro

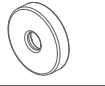






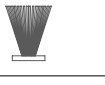

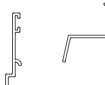
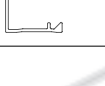





ROLLER SHADES & ROMANS

APOLLO BASIC | **MERCURY DECORATIVE** | ATLANTIS HEAVY DUTY | ROLLER SHADE FABRIC | RBS | RBS XL | BCS | ENDEAVOR

FASCIA	COMPONENT
•	 <p>Aluminum Tube, 19' 77003-90 38mm 77002-90 42mm 77001-90 50mm</p>
•	 <p>76013-XX Clutch Mechanism Plastic, 38mm</p>
•	 <p>76003-25 Tube Adaptor 42mm, 50mm</p>
•	 <p>Easy Mount End Plug 76005-XX 38mm 76004-XX 42mm, 50mm</p>
•	 <p>77010-XX Fascia Front, 19'</p>
•	 <p>76050-XX Fascia Box Bracket</p>
•	 <p>76051-90 Box Bracket Attachment Adaptor</p>
•	 <p>76052-XX Box Bracket End Caps</p>
•	 <p>Endless Chain 25 white plastic or 90 nickel 49020-25, 90, 29" 49021-25, 90, 39" 49022-25, 90, 49" 49023-25, 90, 59" 49024-25, 90, 69" 49025-25, 90, 79" 49026-25, 90, 89" 49027-25, 90, 99"</p>
•	 <p>79005-00 Clear Ball Stopper</p>
•	 <p>49501-00 Tension Device, child safety</p>
•	 <p>76053-25 Chain Guide Adaptor, long</p>
•	 <p>76054-25 Chain Guide Adaptor</p>

SEE PAGES 33-34 FOR FABRIC OPTIONS.

• Standard item in assembled sets.

FASCIA	COMPONENT
•	 <p>76002-XX Fill up Ring</p>
•	 <p>76001-XX Bearing Pin</p>
•	 <p>810219-25 Bottom Rail</p>
•	 <p>810001-25 Weight Insert for bottom rail</p>
•	 <p>810019-25 Adhesive Tape for bottom rail</p>
•	 <p>830004-25 End Cap for bottom rail</p>
•	 <p>810000-00 Brush for bottom rail</p>
•	 <p>76073-25 Grip for bottom rail</p>
•	 <p>2 Piece Outside Mount Side Channel 71619-25 Bottom 71719-25 Top</p>
•	 <p>810119-25 One Piece Inside Mount Side Channel, 19'</p>
•	 <p>79002-25 Brush for side channel</p>
•	 <p>78000-25 Motor & lithium battery</p>
•	 <p>Drive for Mercury Motor 78001-25 38mm 78020-25 42mm, 50mm</p>
•	 <p>Crown Adaptor for Mercury Motor 78002-25 38mm 78010-25 42mm, 50mm</p>
•	 <p>78003-25 Micro USB Cable for motor for Mercury Motor, 9.8 ft.</p>
•	 <p>78004-59 Remote for Mercury Motor, 5 channel, black</p>



Scan for more information on FOREST Mercury Semi Open Roller Shades



MERCURY SEMI OPEN MOUNT

- Luxury installation cassette
- As a double, closes perfectly when blind is pulled down
- Almost no light gap on the top due to installation clip
- 38mm, 42mm and 50mm tube options and a bi-directional clutch



25 White



59 Black



70 Bronze



90 Silver

CHAIN DRAW ASSEMBLED SYSTEM

Includes stock fabric (see pages 33-34 for all fabric options), 38mm tube, roller mechanisms, brackets, bracket covers, and counterweight or bottom rail with end caps.

SPRING CONTROL ASSEMBLED SYSTEM

Includes stock fabric (see pages 33-34 for all fabric options), 38mm tube, roller mechanisms, brackets, bracket covers, and counterweight or bottom rail with end caps.

MOTORIZED ASSEMBLED SYSTEM

Includes stock fabric (see pages 33-34 for all fabric options), 38mm tube, motor, micro usb cable to charge battery, brackets, bracket covers, bottom rail with end caps and remote.


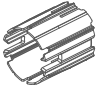
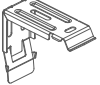







NEW! OPERATE MERCURY SHADES WITH BOND BRIDGE PRO!







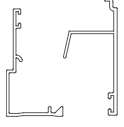







52955-25
Bond Bridge Pro

ROLLER SHADES & ROMANS

APOLLO BASIC | **MERCURY DECORATIVE** | ATLANTIS HEAVY DUTY | ROLLER SHADE FABRIC | RBS | RBS XL | BCS | ENDEAVOR

SEMI OPEN	COMPONENT
•	 <p>Aluminum Tube, 19' 77003-90 38mm 77002-90 42mm 77001-90 50mm</p>
•	 <p>76013-XX Clutch Mechanism Plastic, 38mm</p>
•	 <p>76003-25 Tube Adaptor 42mm, 50mm</p>
•	 <p>Easy Mount End Plug 76005-XX 38mm 76004-XX 42mm, 50mm</p>
•	 <p>76019-XX Semi Open Bracket for Cassette</p>
•	 <p>77008-XX Semi Open Cassette, 19'</p>
•	 <p>77007-XX Semi Open Cassette End Cap Set</p>
•	 <p>76018-90 Cassette Set</p>
•	 <p>Endless Chain 25 white plastic or 90 nickel 49020-25, 90, 29" 49021-25, 90, 39" 49022-25, 90, 49" 49023-25, 90, 59" 49024-25, 90, 69" 49025-25, 90, 79" 49026-25, 90, 89" 49027-25, 90, 99"</p>
•	 <p>79005-00 Clear Ball Stopper</p>
•	 <p>49501-00 Tension Device, child safety</p>
•	 <p>76002-XX Fill up Ring</p>
•	 <p>76001-XX Bearing Pin</p>

• Standard item in assembled sets.

SEMI OPEN	COMPONENT
•	 <p>810219-25 Bottom Rail</p>
•	 <p>810001-25 Weight Insert for bottom rail</p>
•	 <p>810019-25 Adhesive Tape for bottom rail</p>
•	 <p>830004-25 End Cap for bottom rail</p>
•	 <p>810000-00 Brush for bottom rail</p>
•	 <p>76073-25 Grip for bottom rail</p>
•	 <p>2 Piece Outside Mount Side Channel 71619-25 Bottom 71719-25 Top</p>
•	 <p>810119-25 One Piece Inside Mount Side Channel, 19'</p>
•	 <p>79002-25 Brush for side channel</p>
•	 <p>78000-25 Motor & lithium battery</p>
•	 <p>Drive for Mercury Motor 78001-25 38mm 78020-25 42mm, 50mm</p>
•	 <p>Crown Adaptor for Mercury Motor 78002-25 38mm 78010-25 42mm, 50mm</p>
•	 <p>78003-25 Micro USB Cable for Mercury Motor, 9.8 ft.</p>
•	 <p>78004-59 Remote for Mercury Motor, 5 channel, black</p>

SEE PAGES 33-34 FOR FABRIC OPTIONS.





Scan for more information on FOREST Mercury Direct Mount Roller Shades



MERCURY DIRECT MOUNT

- End caps in designer colors
- Contemporary, clean look
- Easy Installation
- 38mm, 42mm and 50mm tube options and a bi-directional clutch



CHAIN DRAW ASSEMBLED SYSTEM

Includes stock fabric (see pages 33-34 for all fabric options), 38mm tube, roller mechanisms, brackets, bracket covers, and counterweight or bottom rail with end caps.

SPRING CONTROL ASSEMBLED SYSTEM

Includes stock fabric (see pages 33-34 for all fabric options), 38mm tube, roller mechanisms, brackets, bracket covers, and counterweight or bottom rail with end caps.

MOTORIZED ASSEMBLED SYSTEM

Includes stock fabric (see pages 33-34 for all fabric options), 38mm tubs, motor, micro usb cable to charge battery, brackets, bracket covers, counterweight or bottom rail with end caps and remote.





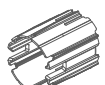

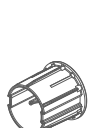

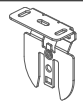

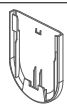

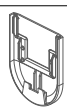
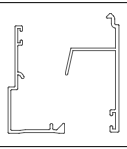




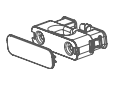


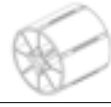






NEW! OPERATE MERCURY SHADES WITH BOND BRIDGE PRO!

52955-25
Bond Bridge Pro

ROLLER SHADES & ROMANS

APOLLO BASIC | **MERCURY DECORATIVE** | ATLANTIS HEAVY DUTY | ROLLER SHADE FABRIC | RBS | RBS XL | BCS | ENDEAVOR

DIRECT	COMPONENT	DIRECT	COMPONENT
•	 <p>Aluminum Tube, 19' 77003-90 38mm 77002-90 42mm 77001-90 50mm</p>	•	 <p>810219-25 Bottom Rail</p>
•	 <p>76013-25, 59, 70, 90, 99 Clutch Mechanism Plastic, 38mm</p>	•	 <p>810001-25 Weight Insert for bottom rail</p>
•	 <p>76003-25 Tube Adaptor 42mm, 50mm</p>	•	 <p>810019-25 Adhesive Tape for bottom rail</p>
•	 <p>Easy Mount End Plug 76005-25, 59, 70, 90, 99 38mm 76004-25, 59, 70, 90, 99 42mm, 50mm</p>	•	 <p>830004-25 End Cap for bottom rail</p>
•	 <p>76010-25, 59, 70, 90, 99 Metal Bracket</p>	•	 <p>810000-00 Brush for bottom rail</p>
•	 <p>76006-25, 59, 70, 90, 99 End Cap, Plastic</p>	•	 <p>76073-25 Grip for bottom rail</p>
•	 <p>76007-16, 22, 25 End Cap Metal</p>	•	 <p>2 Piece Outside Mount Side Channel 71619-25 Bottom 71719-25 Top</p>
•	 <p>Endless Chain 25 white plastic or 90 nickel 49020-25, 90, 29" 49021-25, 90, 39" 49022-25, 90, 49" 49023-25, 90, 59" 49024-25, 90, 69" 49025-25, 90, 79" 49026-25, 90, 89" 49027-25, 90, 99"</p>	•	 <p>810119-25 One Piece Inside Mount Side Channel, 19'</p>
•	 <p>79005-00 Clear Ball Stopper</p>	•	 <p>79002-25 Brush for side channel</p>
•	 <p>49501-00 Tension Device, child safety</p>	•	 <p>78000-25 Motor & lithium battery</p>
•	 <p>76002-XX Fill up Ring</p>	•	 <p>Drive for Mercury Motor 78001-25 38mm 78020-25 42mm, 50mm</p>
•	 <p>76001-XX Bearing Pin</p>	•	 <p>Crown Adaptor for Mercury Motor 78002-25 38mm 78010-25 42mm, 50mm</p>
		•	 <p>78003-25 Micro USB Cable for Mercury Motor, 9.8 ft.</p>
		•	 <p>78004-59 Remote for Mercury Motor, 5 channel, black</p>

• Standard item in assembled sets.

SEE PAGES 33-34 FOR FABRIC OPTIONS.



Scan for more information on
FOREST Atlantis HD Motorized
Roller Shades



25
White

ATLANTIS HEAVY DUTY MOTORIZED ROLLER SHADES

- Atlantis is a heavy duty system with a maximum weight of 45 lbs. Includes a 10-year warranty.
- Easy Installation with universal adjustable brackets
- 50mm and 60mm tube options and a bi-directional clutch

CASSETTE MOUNT ASSEMBLED SYSTEM

Includes stock fabric (see pages 33-34 for all fabric options), tube, roller mechanism, brackets, bracket covers, cassette cover, motor, Diamond remote or wall switch, & bottom rail w/ end caps.

DIRECT MOUNT ASSEMBLED SYSTEM

Includes stock fabric (see pages 33-34 for all fabric options), tube, roller mechanism, brackets, bracket covers, motor, Diamond remote or wall switch, & bottom rail with end caps.


















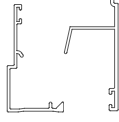










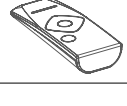
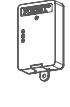
NEW! OPERATE
MERCURY SHADES WITH
BOND BRIDGE PRO!

52955-25
Bond Bridge Pro

ROLLER SHADES & ROMANS

APOLLO BASIC | MERCURY DECORATIVE | **ATLANTIS HEAVY DUTY** | ROLLER SHADE FABRIC | RBS | RBS XL | BCS | ENDEAVOR

ATLANTIS	COMPONENT
•	 <p>Aluminum Tube, 19' 815019-00 50mm for shades up to 72" 816019-00 60mm for shades up to 144"</p>
•	 <p>82CL01-25 Left 82CR01-25 Right Standard Ceiling/Wall Idler Brackets</p>
•	 <p>820003-25 Middle Adjustable Ceiling Cassette Idler Bracket</p>
•	 <p>82CL00-25 Left 82CR00-25 Right Standard Ceiling/Wall Motor Bracket</p>
•	 <p>820004-25 Middle Adjustable Ceiling Connecting Bracket</p>
•	 <p>820005-25 Middle Adjustable Ceiling Cassette Connecting Bracket</p>
•	 <p>810319-25 Cassette Cover, 19'</p>
•	 <p>830001-25 Bracket End Cap</p>
•	 <p>830002-25 Middle Bracket Cover</p>
•	 <p>810219-25 Bottom Rail</p>
•	 <p>810001-25 Weight Insert for bottom rail</p>
•	 <p>810019-25 Adhesive Tape for bottom rail and tube attachment</p>
•	 <p>830004-25 End Cap for bottom rail</p>
•	 <p>810000-00 Brush for bottom rail</p>
•	 <p>810119-25 One Piece Inside Mount Side Channel, 19'</p>

ATLANTIS	COMPONENT
•	 <p>2 Piece Outside Mount Side Channel 71619-25 Bottom 71719-25 Top</p>
•	 <p>79002-25 Brush for side channel</p>
•	 <p>62901-25 Forest Tubular Motor built-in RF receiver, 35mm, 110v, 6 Nm</p>
•	 <p>835000-00 50mm Motor Adaptor</p>
•	 <p>835001-00 50mm Idler</p>
•	 <p>835002-00 50mm Connector Idler</p>
•	 <p>835003-00 50mm Adjustable Idler</p>
•	 <p>836000-00 60mm Motor Adaptor</p>
•	 <p>836001-00 60mm Idler</p>
•	 <p>52931-25D white 59D black Diamond Remote RF, 15 channel w/ holder Range 98'</p>
•	 <p>52933-25 white 59 black Diamond Wall Switch 2 channel</p>
•	<p><i>COMING SOON!</i></p>  <p>52960-25 white 59 black EasyTouch Remote RF, 6 channel</p>
•	 <p>52947-25 Wireless Connector One-way transmitter to control drapery by third party app or home automation.</p>

SEE PAGES 33-34 FOR FABRIC OPTIONS.

STOCK ROLLER SHADE FABRICS

OUR STOCK ROLLER SHADE FABRIC PROGRAM is designed to offer you design trends in each of three categories - screens, light filtering, and blackout. We believe you will find a color and performance factor to meet your needs within this offering. Fabrics were also selected to work together in a single color palette when you need to pair a screen or light filtering fabric with a blackout. This is helpful when using a double roller shade system or when a single room has a variety of shading requirements.

All fabrics are suitable for any of our roller shade systems.


Fabric images are a close representation, but for best results please email sales@forestdh.com to order a swatch card.



SCREENS

With two openness factors, 3% and 5%, our screen collection offers the ideal solution for all needs in terms of heat and/or light management. Screen fabrics are made of high-quality polyester yarns for strength and durability.

Flame retardant - 118 in. wide



WHITE
74002-99




WHITE CREAM
74004-97




BEIGE CREAM
74020-81



WHITE GREY
74002-18



BLACK GREY
74003-55



BLACK
74002-59

ROLLER SHADES & ROMANS

APOLLO BASIC | MERCURY DECORATIVE | ATLANTIS HEAVY DUTY | **ROLLER SHADE FABRIC** | RBS | RBS XL | BCS | ENDEAVOR



LIGHT FILTERING

Our light filtering collection offers transparent fabric that filters the light in a delicate way. The inspired fabric is available in a range of timeless colors.

Flame retardant - 94 in. wide



WHITE
75001-04




CREAM
75001-16



SAND
75001-17



MIST
75001-18



SLATE
75001-19



BLACK
75001-20



BLACKOUT

Our blackout fabric has a flocked backing which gives the back side of the fabric a soft textile appeal.

With this fabric the room is completely darkened.


Flame retardant - 110 in. wide



WHITE
75002-04




CREAM
75002-16



SAND
75002-17



MIST
75002-18



SLATE
75002-19



BLACK
75002-20



Scan for more information on the FOREST RBS Roman Blind System



25
White

RBS ROMAN BLIND SYSTEM

- The most durable and functional roman blind system on the market. RBS includes integrated Velcro tape so the fabric can be easily attached and removed.
- Aluminum, white, powder coated extrusion. Best suited for light to medium weight fabrics in contract or residential applications.
- Maximum weights:
1:4 gear up to 18 lbs.
1:2 gear up to 14 lbs.
1:1 gear up to 10 lbs.
- Includes child safety device and warning label. A motorized option is also available on pages 37-38.

ASSEMBLED SYSTEM

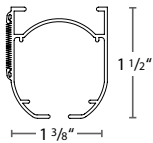
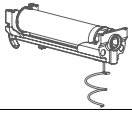
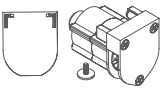
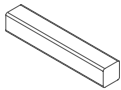
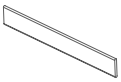

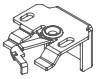
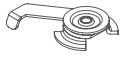
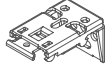
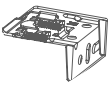
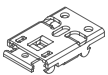
Includes headrail with integrated Velcro tape, cord roll supports, wall or ceiling brackets, counterweight (if requested), chain, child safety tension device & warning label. When ordering, please specify chain drop length, wall or ceiling mount, control side, and number of cord roll supports needed.












MOTOR CONTROL
P. 37-38

ROLLER SHADES & ROMANS

APOLLO BASIC | MERCURY DECORATIVE | ATLANTIS HEAVY DUTY | ROLLER SHADE FABRIC | **RBS** | RBS XL | BCS | ENDEAVOR

RBS	COMPONENT
●	 <p>41019-25 RBS Headrail with integrated Velcro tape 19' x 10 rails/bundle bundle = 190'</p>
●	 <p>49010-25 RBS Cord Roll Support w/ quick lock, 12' drop</p>
●	 <p>Control Unit w/ End Cap & Retaining Ring heavy duty, self-braking 42311-25 1:4 gear to 18 lbs. 42312-25 1:2 gear to 14 lbs. 42310-25 1:1 gear to 10 lbs.</p>
●	 <p>41119-90 19' Rod aluminum 3/16" x 3/16"</p>
●	 <p>49005-25 Counterweight, 19' aluminum 1" x 1/8"</p>
●	 <p>31116-25 Velcro Profile w/Hook Tape, 13.1'</p>
●	 <p>43202-25 Swivel Wall Bracket</p>
●	 <p>43003-25 Swivel Ceiling Bracket</p>
●	 <p>43033-25 Klick Wall Bracket</p>
●	 <p>43034-25 Hidden Klick Multi Bracket</p>
●	 <p>43004-25 Klick Ceiling Bracket</p>

RBS	COMPONENT
●	 <p>49008-25 Shade Leveler</p>
●	 <p>39007-25 Velcro Tape 27 yds. per roll</p>
●	 <p>49006-25 Fiberglass Spines, 19' 3/16" diameter</p>
●	 <p>49014-25 Plastic Snap Ring</p>
●	 <p>49013-25 Plastic Ring Cord Guide</p>
●	 <p>Endless Chain 25 white plastic or 90 nickel 49020-25, 90, 29" 49021-25, 90, 39" 49022-25, 90, 49" 49023-25, 90, 59" 49024-25, 90, 69" 49025-25, 90, 79" 49026-25, 90, 89" 49027-25, 90, 99"</p>
●	 <p>76047-90 Metal Ball Chain Stopper</p>
●	 <p>79005-00 Clear Ball Chain Stopper</p>
●	 <p>49501-00 Tension Device For child safety</p>

● Standard item in assembled sets.



Scan for more information on the FOREST RBS Motorized System



25
White

RBS MOTORIZED ROMAN BLIND SYSTEM

- The most durable and functional roman blind system on the market. RBS Motorized includes integrated Velcro tape so the fabric can be easily attached and removed.
- Aluminum, white, powder coated extrusion. Best suited for light weight fabrics in contract or residential applications.
- Maximum weight is 10 lbs with a maximum width of 84".
- The motor and lithium iOn battery each include a 1 year warranty.

ASSEMBLED SYSTEM

Includes headrail with integrated Velcro tape, cord roll supports, brackets, counterweight (if requested), motor and remote or wall switch. When ordering, please specify motor side, wall or ceiling mount, and number of cord roll supports needed.

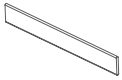


NEW! OPERATE MERCURY SHADES WITH BOND BRIDGE PRO!

52955-25
Bond Bridge Pro

ROLLER SHADES & ROMANS

APOLLO BASIC | MERCURY DECORATIVE | ATLANTIS HEAVY DUTY | ROLLER SHADE FABRIC | **RBS** | RBS XL | BCS | ENDEAVOR

RBS MOT	COMPONENT	RBS MOT	COMPONENT
•	 <p>41019-25 RBS Headrail with integrated Velcro tape 19' x 10 rails/bundle bundle = 190'</p>	•	 <p>49008-00 Shade Leveler</p>
•	 <p>49010-25 RBS Cord Roll Support w/ quick lock, 12' drop</p>	•	 <p>39007-25 Velcro Tape 27 yds. per roll</p>
•	 <p>62913-25 RBS End Caps left & right</p>	•	 <p>49006-25 Fiberglass Spines, 19' 3/16" diameter</p>
•	 <p>41119-90 19' Rod aluminum 3/16" x 3/16"</p>	•	 <p>49014-25 Plastic Snap Ring</p>
•	 <p>49005-25 Counterweight, 19' aluminum 1" x 1/8"</p>	•	 <p>49013-25 Plastic Ring Cord Guide</p>
•	 <p>43202-25 Swivel Wall Bracket</p>	•	 <p>62910-25 RBS Tubular Lithium Motor, 1-year warranty 24 V, includes plug</p>
•	 <p>43003-25 Swivel Ceiling Bracket</p>	•	 <p>62912-25 Lithium Battery & Adaptor includes USB charging cable</p>
•	 <p>43033-25 Click Wall Bracket</p>	•	 <p>62911-25 Remote for Lithium Motor 15 channel w/ holder</p>
•	 <p>43034-25 Hidden Click Multi Bracket</p>	•	 <p>52947-25 Wireless Connector One-way transmitter to control drapery by third party app or by home automation. Use with Forest Shuttle & tubular motors.</p>
•	 <p>43004-25 Click Ceiling Bracket</p>	•	 <p>52953-25 Smart Plug</p>

• Standard item in assembled sets.

ROMANS RBS MOTORIZED



Scan for more information on the FOREST RBS XL Roman Blind System



25
White

RBS XL ROMAN BLIND SYSTEM

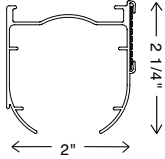

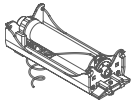

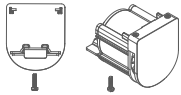

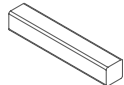

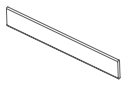





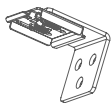


- Aluminum, white, powder coated extrusion. Best suited for light to medium weight fabrics in contract or residential applications.
- Includes integrated Velcro tape so the fabric can be easily attached and removed.
- Maximum weight is a 1:4 gear which will pull up to 24 lbs.
- Includes child safety device and warning label.

ASSEMBLED SYSTEM

Includes headrail with integrated Velcro tape, cord roll supports, wall or ceiling brackets, counterweight (if requested), chain, child safety tension device and warning label. When ordering, please specify chain drop length, wall or ceiling mount, control side, and number of cord roll supports needed.

ROLLER SHADES & ROMANS

APOLLO BASIC | MERCURY DECORATIVE | ATLANTIS HEAVY DUTY | ROLLER SHADE FABRIC | RBS | **RBS XL** | BCS | ENDEAVOR

RBS XL	COMPONENT	RBS XL	COMPONENT
●	 <p>44019-25 RBS XL Headrail with integrated Velcro tape 19' x 10 rails/bundle bundle = 190'</p>	●	 <p>39007-25 Velcro Tape 27 yds. per roll</p>
●	 <p>44003-25 RBS XL Cord Roll Support</p>	●	 <p>49006-25 Fiberglass Spines, 19' 3/16" diameter</p>
●	 <p>44311-25 RBS XL Control Unit w/ End Cap & Screw 1:4 gear to 24 lbs.</p>	●	 <p>49014-25 Plastic Snap Ring</p>
●	 <p>41119-90 19' Rod aluminum 3/16" x 3/16"</p>	●	 <p>49013-25 Plastic Ring Cord Guide</p>
●	 <p>49005-25 Counterweight, 19' aluminum 1" x 1/8"</p>	●	 <p>Endless Chain 25 white plastic or 90 nickel 49020-25, 90, 29" 49021-25, 90, 39" 49022-25, 90, 49" 49023-25, 90, 59" 49024-25, 90, 69" 49025-25, 90, 79" 49026-25, 90, 89" 49027-25, 90, 99"</p>
●	 <p>31116-25 Velcro Profile w/Hook Tape, 13.1'</p>	●	 <p>76047-90 Metal Ball Chain Stopper</p>
●	 <p>44004-90 RBS XL Ceiling Bracket nickel plated</p>	●	 <p>79005-00 Clear Ball Chain Stopper</p>
●	 <p>44033-90 RBS XL Wall Bracket nickel plated</p>	●	 <p>49501-00 Tension Device For child safety</p>
●	 <p>49008-25 Shade Leveler</p>		

● Standard item in assembled sets.



Scan for more information on the FOREST BCS Blind Contract System



25
White

BCS BLIND CONTRACT SYSTEM

- A heavy duty motorized blind system best suited for medium to heavy weight draperies.
- Aluminum, white, powder coated extrusion.
- Maximum recommended weight is 45 lbs per shade using the AC motor and 8.75 lbs per cord roll. Maximum width is 120".
- Maximum recommended weight is 16 lbs. per shade using the Lithium iOn motor.
- Ultra quiet <44dB and easy to install.
- The Forest BCS AC tubular motor includes a 10 year warranty. The Lithium iOn tubular motor includes a 3 year warranty.

ASSEMBLED PRICING

Includes headrail, cord roll supports, brackets, counterweight (if requested), Velcro profile, motor and Diamond Sense remote, wall switch or EasyTouch remote. When ordering, please specify motor side, wall or ceiling mount, and number of cord roll supports needed.

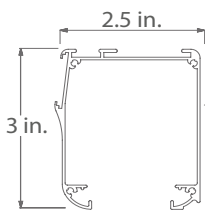


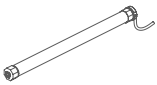
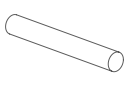
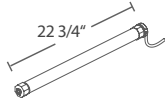
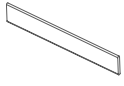

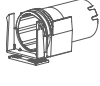
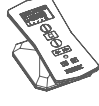

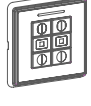
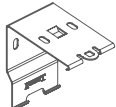


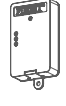


NEW! OPERATE MERCURY SHADES WITH BOND BRIDGE PRO!

52955-25
Bond Bridge Pro

ROLLER SHADES & ROMANS

APOLLO BASIC | MERCURY DECORATIVE | ATLANTIS HEAVY DUTY | ROLLER SHADE FABRIC | RBS | RBS XLS | **BCS** | ENDEAVOR

BCS MOT	COMPONENT	BCS MOT	COMPONENT
•	 <p>61019-25 BCS Headrail white 19' aluminum extrusion</p>	•	 <p>49008-00 Shade Leveler</p>
•	 <p>61119-25 BCS 8-Angle Tube, 19'</p>	•	 <p>61125-25 BCS Velcro 7/8" x 4'</p>
•	 <p>62309-25 BCS End Caps left & right</p>	•	 <p>62901-25 Forest Tubular Motor built-in RF receiver, 35mm (1 3/8"), 110v, 6 Nm</p>
•	 <p>49006-25 Fiberglass Rod, 19'</p>	•	<p><i>COMING SOON!</i></p>  <p>68002-25 1.8 Nm Tubular Lithium iOn Motor, 3-year warranty Use with Forest controls</p>
•	 <p>49005-25 Counterweight, 19' aluminum 1" x 1/8"</p>	•	 <p>78003-25 Micro USB Charging Cable for 68000-25 and 68002-25</p>
•	 <p>62000-25 BCS Cord Roll House & Drum contains 18' cord</p>	•	 <p>52931-25D white 59D black Diamond Sense Remote RF, 15 channel w/ holder, Range 98'</p>
•	 <p>62200-25 BCS Tube Support place on open end of tube</p>	•	 <p>52933-25 white 59 black Diamond Sense Wall Switch 2 channel Use with 68002-25</p>
•	 <p>63001-25 BCS Wall/Ceiling Easy Mount Bracket</p>	•	<p><i>COMING SOON!</i></p>  <p>52960-25 white 59 black EasyTouch Remote RF, 6 channel Use with 68002-25</p>
•	 <p>62100-25 BCS Center Support 2" x 2.25"</p>	•	 <p>52947-25 Wireless Connector One-way transmitter to control drapery by third party app or by home automation. Use with Forest Shuttle & tubular motors.</p>

• Standard item in assembled sets.



Scan for more information on FOREST ENDEAVOR Make Your Own Romans



ENDEAVOR BUILD YOUR OWN MOTORIZED ROMANS


- Our Endeavor system allows you to make your own Romans and use the same controls as your motorized drapery hardware.
- 1 1/2" / 38mm tube with a 1.8 Nm tubular motor. Recommended maximum weight per shade is 16 lbs.
- Motor includes crown and drive.
- Easy charging with a usb-c cable included in your kit.

ENDEAVOR KIT

Includes 1 1/2" / 38mm tube, motor, drive, crown, end plug, brackets, clips (4 for the first 4 feet and 1 per each additional foot), charging cable and Forest Diamond Sense remote, wall switch or EasyTouch remote.

ROLLER SHADES & ROMANS

APOLLO BASIC | MERCURY DECORATIVE | ATLANTIS HEAVY DUTY | ROLLER SHADE FABRIC | RBS | RBS XLS | BCS | **ENDEAVOR**

ENDEAVOR	COMPONENT	ENDEAVOR	COMPONENT
•	 <p>71119-90 1 1/2" / 38mm 19' Tube, aluminum</p>	•	 <p>49014-25 Plastic Snap Ring</p>
•	 <p>72309ED-25 End Plug</p>	•	 <p>49013-25 Plastic Ring Cord Guide</p>
•	 <p>72306-25 Multi-Purpose Bracket steel, 2 pcs</p>	•	<p><i>COMING SOON!</i></p>  <p>68002-25 1.8 Nm Tubular Lithium iOn Motor, 3-year warranty Use with Forest controls</p>
•	 <p>43036-90 Soft Shade Roller Clip</p>	•	 <p>78003-25 Micro USB Charging Cable for 68002-25</p>
•	 <p>49006-25 Fiberglass Spines, 19' 3/16" diameter</p>	•	 <p>52931-25D white 59D black Diamond Sense Remote RF, 15 channel w/ holder, Range 98'</p>
•	 <p>49005-25 Bottom weight, 19' aluminum 1" x 1/8"</p>	•	 <p>52933-25 white 59 black Diamond Sense Wall Switch 2 channel</p>
•	 <p>49004-25 Cord for Blind System</p>	•	<p><i>COMING SOON!</i></p>  <p>52960-25 white 59 black EasyTouch Remote RF, 6 channel</p>
•	 <p>49008-00 Shade Leveler</p>		

• Standard item in assembled sets.

ROMANS ENDEAVOR BUILD YOUR OWN MOTORIZED ROMANS



DECORATIVE METAL

Our decorative metal collections offer the perfect combination of style and functionality. With a wide variety of designs from contemporary to traditional, and many stunning finishes, you are sure to find the right hardware for your room.

Fun Fact: Our collection names will tell you which country the hardware is from.


TAVIRA OUTDOOR POLE SETS AND TRAVERSING



FARO SQUARE POLE SETS



GLASGOW ACRYLIC POLE SETS



LISBON BRASS POLE SETS



AVEIRO STEEL POLE SETS



PORTO WROUGHT IRON POLE SETS



DRESDEN POLE SETS, TRAVERSING AND CORDED



MOTORIZED
P. 105-108



DEVENTER DECO POLE SETS AND TRAVERSING



MOTORIZED
P. 109-110



FRANKFURT SQUARE RAIL




STUTT GART RECTANGLE RAIL



HANOVER RAIL



MOTORIZED
P. 103-104





Scan for more information on FOREST TAVIRA POLE SETS



Scan for more information on FOREST TAVIRA TRAVERSING



1 1/8" Tavira Outdoor Pole Set in 59 Black

TAVIRA OUTDOOR POLE SETS

1 1/8" Aluminum Powder Coated Pole Sets
Recommended weight is 4 lbs/ft. depending on application.

TAVIRA POLE SET FINISHES XX = finish color



25 White




59 Black



90 Grey




2031SMP-XX
1 1/8" Tavira Pole, 14'
Cannot be spliced



2130END-XX
Tavira End Cap



2230CIR-XX
Tavira Closed Bracket



53412-XX
Inside Mount Bracket

METAL

TAVIRA OUTDOOR | FARO SQUARE | GLASGOW ACRYLIC | LISBON | AVEIRO | PORTO | DRESDEN POLES, TRAVERSING & CORDED
DEVENTER DECO POLES & TRAVERSING | FRANKFURT SQUARE RAIL | STUTTGART RECTANGLE RAIL | HANOVER TRAVERSING



1 1/8" Tavira Outdoor Traversing System in 89 Graphite

TAVIRA TRAVERSING FINISHES XX = finish color



25 White 81 Antique Bronze
89 Graphite 95 Taupe

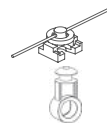


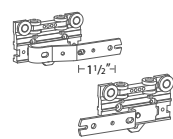
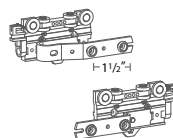

TAVIRA TRAVERSING

- 1 1/8" outdoor designer traversing system for one- or two-way pinch pleat or ripplefold drapery. The EasyFlex system on page 20 is recommended for ripplefold drapery.
- Wall or ceiling mount. Maximum length is 19' and this system cannot be spliced.
- Maximum weight is 4 lbs per foot depending on application.

ASSEMBLED SYSTEM

Include rail, end cap finial, carriers, end stop, masters, and wall or ceiling brackets. Indicate pinch pleat or ripplefold when ordering.

TAVIRA	COMPONENT
• 	51419-XX 1 1/8" Aluminum Rail 19', cannot splice
• 	53401-XX Single Wall Bracket 3" P
• 	53402-XX Extended Single Wall Bracket 4 3/4" P
• 	53412-XX Inside Mount Bracket
• 	53408-XX 25 white, 59 black Flush Ceiling Bracket Cannot use finials
• 	52430-XX End Cap Finial
• 	2116-25 Easywave Square Carrier, 80% use with 9039-25 Easyflex End Hook
• 	9039-25 Easyflex End Hook
• 	9036-00 Easyflex Tape 3" wide, 9/16" spacing

TAVIRA	COMPONENT
• 	Two Piece Connected Snap Carrier w/ Square Base, in plastic sleeve. Use 1 1/4" snap tape 2114-25, 59 black 60% fullness, 2 5/8" OC 2111-25, 59 black, 65 brown 80% fullness, 2 3/8" OC
• 	52004-25 Low Profile Ball Bearing
• 	B8809-23-00 Overlap R B8809-24-00 Underlap L 59 black Plastic Snap Master
• 	52402-25 Overlap R 52404-25 Underlap L 59 black Standard Multi-Functional Master Stainless Steel arms
• 	52402-25A Overlap R 52404-25A Underlap L 59A black Standard Multi-Functional Master w/ stainless steel snaps and arms
• 	V799-2-00 End Stop




Scan for more information on
FOREST FARO POLE SETS

FARO SQUARE COLLECTION

1 3/16" Square Pole Sets
Recommended weight is 4 lbs/ft. depending on application.

FARO FINISHES XX = finish color




22 Polished Chrome 24 Satin Brass 29 Satin Nickel 32 Antique Bronze 89 Graphite



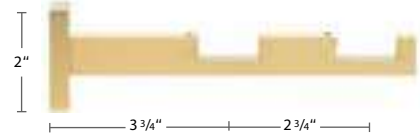
2030SQP-XX
1 3/16" Faro Square Rod



2230FRB-XX
Faro Recess Wall Bracket



2230FWB-XX
Faro Wall Bracket



2230FDB-XX
Faro Double Wall Bracket

METAL

TAVIRA OUTDOOR | **FARO SQUARE** | GLASGOW ACRYLIC | LISBON | AVEIRO | PORTO | DRESDEN POLES, TRAVERSING & CORDED
DEVENTER DECO POLES & TRAVERSING | FRANKFURT SQUARE RAIL | STUTTGART RECTANGLE RAIL | HANOVER TRAVERSING

FARO SQUARE COLLECTION

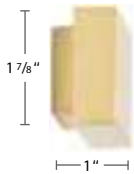
Faro Square Pole, Square Rings and Square Finial in 24 Satin Brass



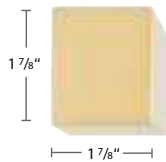
Faro Square Pole, Round Rings and Square Finial in 29 Satin Nickel



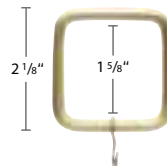
FARO COLLECTION FINIALS AND RINGS



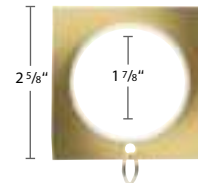
2130FSF-XX
Faro Square Finial



2130FCF-XX
Faro Cube Finial



2030FSR-XX
Faro Square Ring



2030FKR-XX
Faro Round Ring




Scan for more information on
FOREST GLASGOW POLE SETS

GLASGOW ACRYLIC COLLECTION

1 3/8" & 1 3/4" Acrylic Pole Sets
Recommended weight is 4 lbs/ft. depending on application.

GLASGOW FINISHES XX = finish color



22
Polished
Chrome

23
Polished
Brass

29
Satin
Nickel

89
Graphite



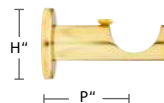
3335AHP-00
1 3/8" Hollow Acrylic Pole, 10'

3345AHP-00
1 3/4" Hollow Acrylic Pole, 14' 4"



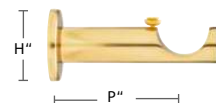
3035RWB-XX
1 3/8" Recess Wall Bracket
H: 1 7/8" P: 1"

3045RWB-XX
1 3/4" Recess Wall Bracket
H: 2 1/4" P: 1"



3035CYL-XX
1 3/8" Cylinder Bracket
H: 2" P: 2 1/2"

This bracket is not available




3035CYE-XX
1 3/8" Extended Cylinder Bracket
H: 2" P: 3 1/2"

3045CYE-XX
1 3/4" Extended Cylinder Bracket
H: 2 1/2" P: 4"

METAL

TAVIRA OUTDOOR | FARO SQUARE | **GLASGOW ACRYLIC** | LISBON | AVEIRO | PORTO | DRESDEN POLES, TRAVERSING & CORDED
DEVENTER DECO POLES & TRAVERSING | FRANKFURT SQUARE RAIL | STUTTGART RECTANGLE RAIL | HANOVER TRAVERSING

GLASGOW ACRYLIC COLLECTION



Clear Acrylic Glasgow Pole with Sphere Finial and Polished Brass Collar

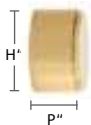


Clear Acrylic Glasgow Pole, Pillbox Finial with Polished Chrome Collar, Rings & Bracket



Clear Acrylic Glasgow Pole, Cylinder Finial with Graphite Collar


GLASGOW COLLECTION COMPONENTS



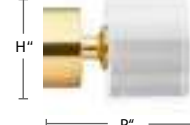
3035END-XX
1 3/8" Endcap Finial
H: 1 3/4" P: 1"



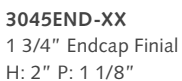
3035BAL-XX
1 3/8" Sphere Finial
H: 2 3/8" P: 3 7/8"



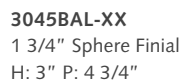
3035CIL-XX
1 3/8" Cylinder Finial
H: 1 3/4" P: 4 1/4"



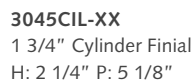
3035PIL-XX
1 3/8" Pillbox Finial
H: 2 1/4" P: 2 3/4"



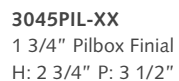
3045END-XX
1 3/4" Endcap Finial
H: 2" P: 1 1/8"



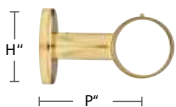
3045BAL-XX
1 3/4" Sphere Finial
H: 3" P: 4 3/4"



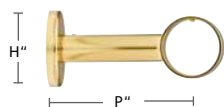
3045CIL-XX
1 3/4" Cylinder Finial
H: 2 1/4" P: 5 1/8"



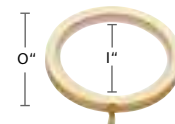
3045PIL-XX
1 3/4" Pillbox Finial
H: 2 3/4" P: 3 1/2"




3035CCB-XX
1 3/8" Closed Bracket
H: 2" P: 2 1/2"



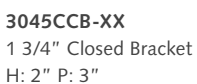
3035CWB-XX
1 3/8" Extended Closed Bracket
H: 2" P: 3 1/2"



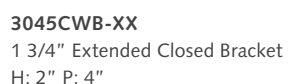
3035RIN-XX
1 3/8" Flat Ring w/ Plastic Insert
O: 2 1/2" I: 1 7/8"



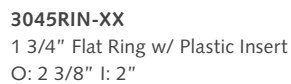
3035CON-XX
1 3/8" Joining Bracket
W: 2 1/2"



3045CCB-XX
1 3/4" Closed Bracket
H: 2" P: 3"



3045CWB-XX
1 3/4" Extended Closed Bracket
H: 2" P: 4"



3045RIN-XX
1 3/4" Flat Ring w/ Plastic Insert
O: 2 3/8" I: 2"



3045CON-XX
1 3/4" Joining Bracket
H: 3 1/2"



Scan for more information on
FOREST LISBON POLE SETS

LISBON COLLECTION

1 3/16" Brass Pole Sets with Finials or a French Return. Recommended weight is 4 lbs/ft. depending on application.

LISBON FINISHES XX = finish color




22
Polished Chrome



23
Polished Brass



24
Satin Brass



27
Rose Gold




29
Satin Nickel



32
Antique Bronze



36
Oil Rubbed
Bronze



66
French Bronze



89
Graphite



2030SMP-XX
1 3/16" Brass Pole, 16'




2230FRE-22,23,24,29
French Return
Wall Bracket, P: 3 1/2"




2230EFR-22,23,24,29
Extended French Return
Wall Bracket, P: 6 1/2"




2230FRA-22,23,24,29
Adaptor to make a double
French return
Use with 2230EFR-XX



2230IRA-XX
Irati Closed Wall
Bracket & Support
for French Return




2230EIR-XX
Extended Irati Closed Wall
Bracket & Support for
Extended French Return



2230DIR-XX
Double Irati Closed Wall
Bracket & Support for Double
French Return



2230CIR-XX
Irati Closed Ceiling Bracket



2230TOL-XX
Toledo Open Wall Bracket



2230OIM-XX
Open Inside Mount
Bracket

METAL

TAVIRA OUTDOOR | FARO SQUARE | GLASGOW ACRYLIC | **LISBON** | AVEIRO | PORTO | DRESDEN POLES, TRAVERSING & CORDED
DEVENTER DECO POLES & TRAVERSING | FRANKFURT SQUARE RAIL | STUTTGART RECTANGLE RAIL | HANOVER TRAVERSING



22 Polished Chrome Lisbon Pole with French Return




27 Rose Gold Lisbon Pole with Velate Finial

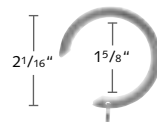


32 Antique Bronze Pole with Velate Finial

LISBON COLLECTION BY-PASS BRACKET & RING




2230BPB-XX
By-Pass Bracket




2230BPR-XX
By-Pass Ring
with plastic liner

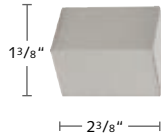
LISBON COLLECTION FINIALS, BATON, SPLICE & HOLDBACK



2130END-XX
End Cap Finial




2130ACR-XX
Acrylic Ball Finial




2130BLO-XX
Block Finial




2130TIE-XX
Tier Finial




2130VEL-XX
Velate Finial




2130CIL-XX
Cilindro Finial



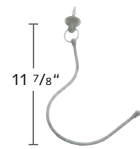
2130INC-XX
Inca Finial




2130SLA-XX
Slant Finial



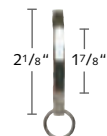
2130TOS-XX
Toscana Finial



265SWING-XX
Swing Holdback



2330SHR-XX
Round Ring
with plastic liner



2330FRI-XX
Flat Ring
with plastic liner



2030SPL-23
Pole Splice



2130SWI-XX
Swivel Corner Connector



29MWAND-XX
Metal Control Baton 40"
See all batons p. 19



Scan for more information on
FOREST AVEIRO POLE SETS

AVEIRO COLLECTION

1 3/16" Steel Pole Sets with Finials or a French Return.
Recommended weight is 4 lbs/ft. depending on application.

AVEIRO FINISHES XX = finish color



16
Stainless Steel
19'



25
Shiny White
19'



59
Matte Black
16'



87
Bronze Brilliant
16'



88
Shiny Black
19'



2030SMP-XX
1 3/16" Steel Pole




2230FRE-59,88
French Return
Wall Bracket, P: 3 1/2"




2230EFR-59,88
Extended French Return
Wall Bracket, P: 6 1/2"




2230FRA-59,88
Adaptor to make a double
French return
Use with 2230EFR-59, 88



2230IRA-XX
Irati Closed Wall Bracket &
Support for French Return




2230EIR-XX
Extended Irati Closed Wall Bracket &
Support for Extended French Return



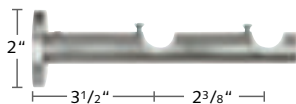
2230DIR-XX
Double Irati Closed Wall Bracket &
Support for Double French Return




2230CIR-XX
Irati Closed Ceiling Bracket



2230CYL-XX
Cylinder Wall Bracket



2230DCB-XX
Cylinder Double Wall Bracket
Not for use w/ grommets



2230CYC-XX
Cylinder Ceiling Bracket



2230OIM-XX
Open Inside Mount Bracket

METAL

TAVIRA OUTDOOR | FARO SQUARE | GLASGOW ACRYLIC | LISBON | **AVEIRO** | PORTO | DRESDEN POLES, TRAVERSING & CORDED
DEVENTER DECO POLES & TRAVERSING | FRANKFURT SQUARE RAIL | STUTTGART RECTANGLE RAIL | HANOVER TRAVERSING



87 Bronze Brilliant Aveiro Pole with French Return




16 Stainless Steel Aveiro Pole with Acrylic Ball Finial

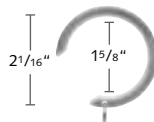


16 Stainless Steel Aveiro Pole with Pop Chrystal Finial

AVEIRO COLLECTION BY-PASS BRACKET & RING




2230BPB-XX
By-Pass Bracket




2230BPR-XX
By-Pass Ring
with plastic liner


AVEIRO COLLECTION FINIALS, BATON, SPLICE & HOLDBACK




2130END-XX
End Cap Finial




2130ACR-XX
Acrylic Ball Finial




2130CIL-XX
Cilindro Finial




2130INC-XX
Inca Finial




2130POP-XX
Pop Finial



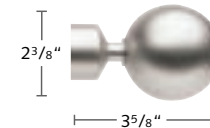
2130PWC-XX
Pop Crystal Finial




2130ROL-XX
Steel Rollenbild Finial



2130ROL-00 Stainless
2130ROL-XXC
Clear Rollenbild Finial



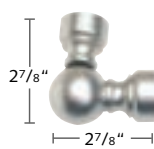
2130VEL-XX
Velate Finial



2330FRI-XX
Flat Ring
with plastic liner



2030SPL-23
Pole Splice



2130SWI-XX
Swivel Corner Connector



29AWAND-16
Round Baton 40"
See all batons p. 19



29SWAND-16
Square Baton 40"
See all batons p. 19



Scan for more information on FOREST PORTO POLE SETS

PORTO 3/4" COLLECTION

3/4" Wrought Iron Pole Sets
Recommended weight is 4 lbs/ft. depending on application.

PORTO FINISHES XX = finish color



33
Black
Silver



35
Grey
Copper



37
Sand
Gold



38
Rust



40
Graphite
Rust



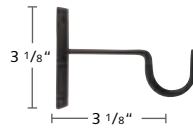
59
Black



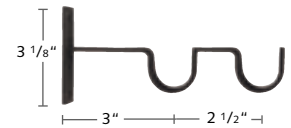
220SIR-XX
3/4" Wrought Iron Pole, 13'



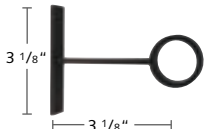
2220CEI-XX
3/4" Ceiling Bracket



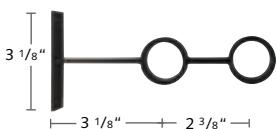
2220YOR-XX
3/4" York Single Open Bracket



2220DYO-XX
3/4" York Double Open Bracket



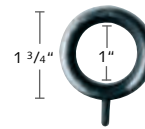
2220CYR-XX
3/4" York Wall/Ceiling Closed Bracket



2220DCY-XX
3/4" York Double Wall Closed Bracket



2220ILA-XX
3/4" Inside Mount Bracket



2230IRI-XX
3/4" Smooth Ring w/ Plastic Insert

METAL

TAVIRA OUTDOOR | FARO SQUARE | GLASGOW ACRYLIC | LISBON | AVEIRO | **PORTO** | DRESDEN POLES, TRAVERSING & CORDED
DEVENTER DECO POLES & TRAVERSING | FRANKFURT SQUARE RAIL | STUTTGART RECTANGLE RAIL | HANOVER TRAVERSING

37 Sand Gold Porto Pole with Caracola Finial




35 Grey Copper Porto Pole with Bola Finial




38 Rust Porto Pole with Berry Finial



40 Graphite Rust Porto Pole with Troia Finial



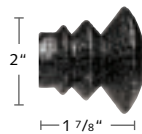
3/4" PORTO COLLECTION FINIALS, BATON & SPLICE



2120IEN-XX
3/4" End Cap Finial



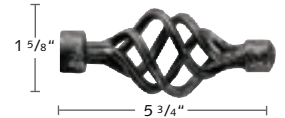
2120BOL-XX
3/4" Bola Finial



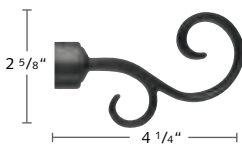
2120EVE-XX
3/4" Everest Finial



2120BER-XX
3/4" Berry Finial



2120CAR-XX
3/4" Caracola Finial



2120TRO-XX
3/4" Troia Finial



2120MAR-XX
3/4" Marte Finial



2020SPL-23
Pole Splice



2120SWI-XX
3/4" Swivel Corner
Connector



291WAND-XX
Iron Baton 40"
See all batons p. 19



Scan for more information on FOREST PORTO POLE SETS

PORTO 1 3/16" COLLECTION

1 3/16" Wrought Iron Pole Sets
Recommended weight is 4 lbs/ft. depending on application.

PORTO FINISHES XX = finish color



33
Black
Silver



35
Grey
Copper



37
Sand
Gold



38
Rust



40
Graphite
Rust



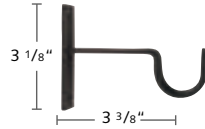
59
Black



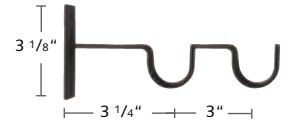
2030SIR-XX
1 3/16" Wrought Iron Pole, 13'



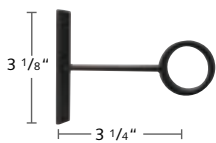
2230CEI-XX
1 3/16" Ceiling Bracket



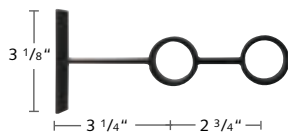
2230YOR-XX
1 3/16" York Single Open Bracket



2230DYO-XX
1 3/16" York Double Open Bracket



2230CYR-XX
1 3/16" York Single Closed Bracket



2230DCY-XX
1 3/16" York Double Closed Bracket



2230ILA-XX
1 3/16" Inside Mount Bracket



2230FRT-59
1 3/16" French Return Bracket
P: 3 3/8"

METAL

TAVIRA OUTDOOR | FARO SQUARE | GLASGOW ACRYLIC | LISBON | AVEIRO | **PORTO** | DRESDEN POLES, TRAVERSING & CORDED
DEVENTER DECO POLES & TRAVERSING | FRANKFURT SQUARE RAIL | STUTTGART RECTANGLE RAIL | HANOVER TRAVERSING

33 Black Silver Porto Pole with French Return Bracket



37 Sand Gold Porto Pole with Troia Finial and York Closed Bracket




35 Grey Copper Porto Pole with York Open Bracket and Caracola Finial




59 Black Porto Pole with Ball Finial and York Closed Bracket




1 3/16" PORTO COLLECTION FINIALS & BATON



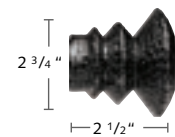
2130IEN-XX
1 3/16" End Cap Finial



2130BAL-XX
1 3/16" Ball Finial



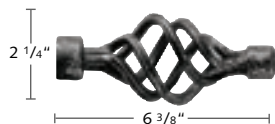
2130BOL-XX
1 3/16" Bola Finial



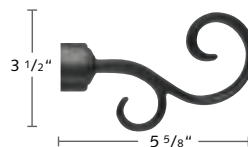
2130EVE-XX
1 3/16" Everest Finial



2130BER-XX
1 3/16" Berry Finial



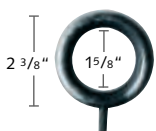
2130CAR-XX
1 3/16" Caracola Finial



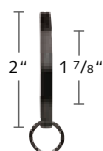
2130TRO-XX
1 3/16" Troia Finial



2130MAR-XX
1 3/16" Marte Finial



2330IRI-XX
1 3/16" Smooth Ring
w/ Plastic Insert



2330FRI-XX
1 3/16" Flat Ring
w/ Plastic Insert



2030SPL-23
Pole Splice



2130SWI-XX
1 3/16" Swivel Corner
Connector



29IWAND-XX
Iron Control Baton
Length: 40"
See all batons p. 19




Scan for more information on
FOREST DRESDEN POLE SETS

DRESDEN COLLECTION

1 1/8" Brass Pole Sets with Finials or a French Return
Recommended weight is 4 lbs/ft. depending on application.

DRESDEN POLE SET FINISHES XX = finish color



22
Polished
Chrome

24
Satin
Brass


29
Satin
Nickel

59
Black

70
Bronze
Matte



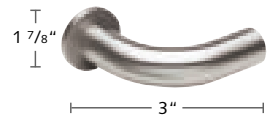
B801-28-XX
1 1/8" Brass Pole, 16' 4"



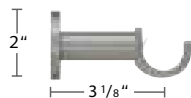
B11950-28-XX
Single Wall or Ceiling Bracket




B11952-28-XX
Double Wall Bracket



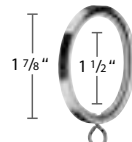
B11598-28-L-XX
B11598-28-R-XX
not avail. in 70 Bronze Matte
French Return, 3 1/8" P



B400-80-XX
Support Bracket for French Return



B122028-XX
Inside Mount Bracket



B125930-XX
Flat Ring w/ Eyelet
Includes Plastic Insert



B122928-XX
Swivel Elbow



2030SPL-23
Splice

METAL

TAVIRA OUTDOOR | FARO SQUARE | GLASGOW ACRYLIC | LISBON | AVEIRO | PORTO | **DRESDEN POLES**, TRAVERSING & CORDED
DEVENTER DECO POLES & TRAVERSING | FRANKFURT SQUARE RAIL | STUTTGART RECTANGLE RAIL | HANOVER TRAVERSING



29 Satin Nickel Dresden Pole with French Return



22 Polished Chrome Dresden Pole with Ardea Finial and Socket

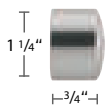


24 Satin Brass Dresden Pole with Napoli Finial




29 Satin Nickel Dresden Pole with Alassio Finial

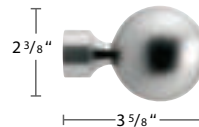
DRESDEN COLLECTION FINIALS



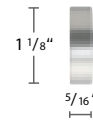
B124028-XX
End Cap Finial




B690-XX
Pescara Finial



B3362-XX
Alassio Finial



B124128-XX
Alea Finial



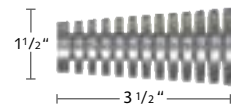
B650-XX
Verona Finial




B610-XX
Napoli Finial



B660-22, 24, 29, 70
Roma Finial



B3521-28-XX
Ischia Finial



B3389-100
Ardea Finial
B3389/1-XX
Socket for Ardea Finial



Scan for more information on
FOREST DRESDEN TRAVERSING



MOTORIZED
P. 105-108



Dresden Traversing in 223 Oak with 29 Satin Nickel Alassio Finial

DRESDEN TRAVERSING

- 1 1/8" heavy duty hand or baton draw h-rail system for one- or two-way pinch pleat or ripplefold drapery.
- Wall or ceiling mount. See bracket count below.
Up to 60" = 2 brackets 121-180" = 4 brackets
61-120" = 3 brackets 181-240" = 5 brackets
- Maximum weight is 4 lbs per foot depending on application.
- Bendable – Dresden Traversing can be curved and reversed curved using an 8" radius or continuous curve. An exact size template is required. See page 17-18 for more information.
- See Dresden Corded on pages 65-66 and Dresden Motorized on pages 105-108.

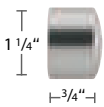
DRESDEN TRAVERSING FINISHES XX/XXX = finish color




ASSEMBLED SYSTEM

Includes rail, end cap finial, carriers, end stop, masters, wall or ceiling brackets, and 36" white fiberglass baton (See all batons page 19). Indicate pinch pleat or ripplefold when ordering.

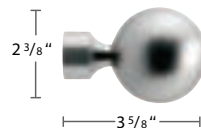
DRESDEN TRAVERSING FINIALS



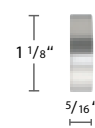
B124028-XX
End Cap Finial




B690-XX
Pescara Finial



B3362-XX
Alassio Finial



B124128-XX
Alea Finial



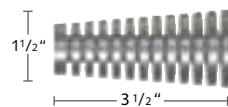
B650-XX
Verona Finial
not available in 26 or 48




B610-XX
Napoli Finial
not available in 48



B660-22, 24, 29, 70
Roma Finial





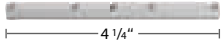




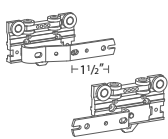
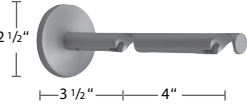
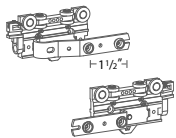

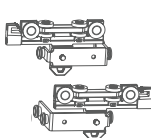


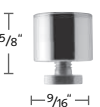

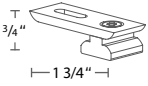




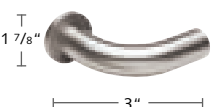
B3521-28-XX
Ischia Finial
not available in 26



B3389-100
Ardea Finial
B3389/1-XX
Socket for Ardea Finial

METAL

TAVIRA OUTDOOR | FARO SQUARE | GLASGOW ACRYLIC | LISBON | AVEIRO | PORTO | **DRESDEN TRAVERSING** & CORDED
DEVENTER DECO POLES & TRAVERSING | FRANKFURT SQUARE RAIL | STUTTGART RECTANGLE RAIL | HANOVER TRAVERSING

DRESDEN	COMPONENT	DRESDEN	COMPONENT
•	 <p>B808-28-XX 1 1/8" Aluminum H-Rail 19' 7"</p>	•	 <p>Wheeled Connected Snap Carriers on plastic strip 2207-25 60% fullness, 2 5/8" OC 2206-25 24 gold, 59 black, 65 brown, 90 silver 80% fullness, 2 3/8" OC 2205-25 100% fullness, 2 1/8" OC 2208-25 120% fullness, 1 7/8" OC</p>
•	 <p>B899-4-00 1 1/8" & 1 9/16" Rail Connector</p>	•	 <p>52002-25 24 gold, 59 black, 65 brown, 90 silver Slim Line Ball Bearing Carrier</p>
•	 <p>B11670-XX Single Wall Bracket</p>	•	 <p>B8809-23-00 Overlap R B8809-24-00 Underlap L 59 black Plastic Snap Master</p>
•	 <p>B11670-120-XX Extended Single Wall Bracket</p>	•	 <p>52502-25 Overlap R 52504-25 Underlap L 59 black Standard Multi-Functional Master Use stiffener w/ exposed baton or hooks w/ hidden baton</p>
•	 <p>B11672-190-XX Double Wall Bracket</p>	•	 <p>52502-25A Overlap R 52504-25A Underlap L 59A black Standard Multi-Functional Master w/ snaps</p>
•	 <p>B11670-V-XX Adjustable Wall Bracket</p>	•	 <p>52411-25A Butt R 52412-25A Butt L 24A gold, 59A black, 65A brown, 90A silver Wheeled Butt Master w/snap adaptor Designed for hidden baton</p>
•	 <p>B11873-50-XX Ceiling Bracket</p>	•	 <p>B122928-XX Swivel Elbow not available in 26 or 48</p>
•	 <p>B11873-15-XX Ceiling Bracket P: 5/8"</p>	•	 <p>V799-2-00 End Stop</p>
•	 <p>53408-XX 22 chrome, 25 white, 24 gold, 29 satin nickel, 59 black Flush Ceiling Bracket Cannot use finials</p>	•	<p>Fiberglass batons in 36", 48", 60", and 72" lengths and these colors. See all batons page 19.</p> <div style="display: flex; justify-content: space-around; align-items: center;"> <div style="text-align: center;">  White </div> <div style="text-align: center;">  Black </div> <div style="text-align: center;">  Bronze </div> <div style="text-align: center;">  Grey </div> </div>
•	 <p>B11598-28-L-22, 24, 29, 59 B11598-28-R-22, 24, 29, 59 French Return, 3 1/8" P</p>		



Scan for more information on
FOREST DRESDEN 1 1/8" CORDED



MOTORIZED
P. 105-108

DRESDEN CORDED

- Light duty cord draw system for one- or two-way pinch pleat or ripplefold drapery.
- Wall or ceiling mount. See bracket count below.
 - Up to 60" = 2 brackets 121-180" = 4 brackets
 - 61-120" = 3 brackets 181-240" = 5 brackets
- Maximum weight is 30 lbs. Designed for sheer fabric only.
- See Dresden Traversing on pages 63-64 and Dresden Motorized on pages 105-108.


ASSEMBLED SYSTEM

Includes rail, cord pulley in finished housing, carriers, masters, wall or ceiling brackets and child safety device. Indicate pinch pleat or ripplefold when ordering.

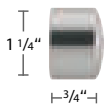


Dresden Corded in 29 Satin Nickel with finished end pulley


DRESDEN CORDED FINISHES XX/XXX = finish color



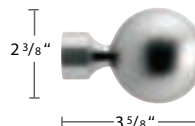
DRESDEN CORDED FINIALS




B124028-XX
End Cap Finial



B690-XX
Pescara Finial




B3362-XX
Alassio Finial




B650-XX
Verona Finial



B610-XX
Napoli Finial






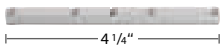
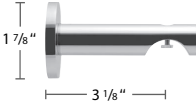
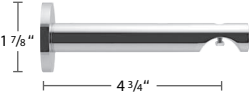
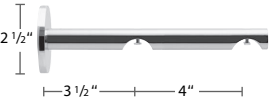

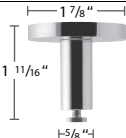
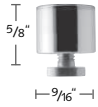
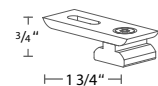
B660-22, 24, 29, 70
Roma Finial

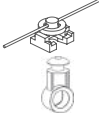


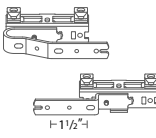
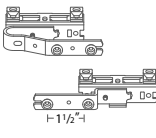





B3389-100
Ardea Finial
B3389/1-XX
Socket for Ardea Finial

METAL

TAVIRA OUTDOOR | FARO SQUARE | GLASGOW ACRYLIC | LISBON | AVEIRO | PORTO | DRESDEN POLES, TRAVERSING & **CORDED**
DEVENTER DECO POLES & TRAVERSING | FRANKFURT SQUARE RAIL | STUTTGART RECTANGLE RAIL | HANOVER TRAVERSING

DRESDEN CORD	COMPONENT
	B809-28-XX 1 1/8" Aluminum Rail for Cord Draw 19' 7"
	B11687-XX Cord Pulley in finished housing Finial optional
	B11686-XX Return Pulley in finished housing Finial optional
	B899-4-00 Rail Connector
	B11670-XX Single Wall Bracket
	B11670-120-XX Extended Wall Bracket
	B11672-190-XX Double Wall Bracket
	B11670-V-XX Adjustable Wall Bracket
	B11873-50-XX Ceiling Bracket
	B11873-15-XX Ceiling Bracket P: 5/8"
	53408-XX 22 chrome, 25 white, 29 satin nickel, 59 black Flush Ceiling Bracket Cannot use finials

DRESDEN CORD	COMPONENT
	Two Piece Connected Snap Carrier w/ Square Base, in plastic sleeve. Use 1 1/4" snap tape 2114-25, 59 black 60% fullness, 2 5/8" OC 2111-25, 59 black, 65 brown, 90 silver 80% fullness, 2 3/8" OC 2112-25, 59 black 100% fullness, 2 1/8" OC 2115-25, 59 black 120% fullness, 1 7/8" OC
	52008-25 59 black Slim Line Klick Carrier Allows drapery to hang and conceal track
	52009-25 Ball Bearing Carrier
	52508-25 Overlap R 52509-25 Underlap L 59 black, 90 silver Swivel Foot Multi-Functional Master
	52508-25A Overlap R 52509-25A Underlap L 59 black, 90 silver Swivel Foot Multi-Functional Master w/ snaps
	52510-25 59 black, 90 silver Cord Connector
	9004-25 3.2mm Cord 333.34 yds./roll
	49501-00 Tension Device For child safety



Scan for more information on
FOREST DEVENTER DECO POLE SETS

DEVENTER DECO COLLECTION

1 1/8" Aluminum Pole Sets with plastic inlay on pole and inside rings
Recommended weight is 4 lbs/ft. depending on application.

DEVENTER DECO FINISHES XX = finish color



29
Satin
Nickel



81
Antique
Bronze



89
Graphite




95
Taupe



51819-XX
1 1/8" Aluminum Pole, 19"



53401-XX
Single Bracket
P: 3"



53402-XX
Extended Single Bracket
P: 4 3/4"




53406-XX
Double Bracket
P: 6 1/4"
Use **53407-XX** with Ripplefold




53407-XX
Extended Double Bracket
P: 7 3/4"
Use with Ripplefold



53412-XX
Inside Mount Bracket



2330FRI-XX
Flat Ring



B899-3-00
Rail Connector
aluminum, 3"

METAL

TAVIRA OUTDOOR | FARO SQUARE | GLASGOW ACRYLIC | LISBON | AVEIRO | PORTO | DRESDEN POLES, TRAVERSING & CORDED
DEVENTER DECO POLES & TRAVERSING | FRANKFURT SQUARE RAIL | STUTTGART RECTANGLE RAIL | HANOVER TRAVERSING

Ultra quiet and smooth operation with a plastic inlay on the top of the pole and inside the rings.



81 Antique Bronze Deventer Deco Pole with Ball Finial



29 Satin Nickel Deventer Deco Pole with Notched Finial

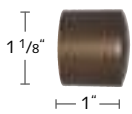


89 Graphite Deventer Deco Pole with Notched Finial



95 Taupe Deventer Deco Pole with Notched Finial


DEVENTER COLLECTION FINIALS



52430-XX
Deventer End Cap Finial



52431-XX
Deventer Ball Finial



52432-XX
Deventer Notched Finial



Scan for more information on
FOREST DEVENTER CRS TRAVERSING



MOTORIZED
P. 109-110



59 Black Deventer CRS Rail with Ball Finial in front & End Cap in back



81 Antique Bronze Deventer CRS Rail with End Cap Finial



29 Satin Nickel Deventer CRS Rail with Notched Finial

DEVENTER CRS® TRAVERSING

- 1 1/8" heavy duty baton draw h-rail system for one- or two-way pinch pleat or ripplefold drapery.
- Wall or ceiling mount. See bracket count below.
Up to 60" = 2 brackets 121-180" = 4 brackets
61-120" = 3 brackets 181-240" = 5 brackets
- Maximum weight is 4 lbs per foot depending on application.
- Bendable – Deventer CRS traversing can be curved and reversed curved using an 8" radius or continuous curve. An exact size template is required. See page 17-18 for more information.
- See Deventer MRS motorized on pages 109-110.

ASSEMBLED SYSTEM

Includes rail, end cap finial, carriers, end stop, masters, wall or ceiling brackets and 36" white fiberglass baton (See all batons page 19). Indicate pinch pleat or ripplefold when ordering.

DEVENTER CRS FINISHES XX = finish color



24 Satin Brass



25 White



29 Satin Nickel



59 Black



81 Antique Bronze















89 Graphite





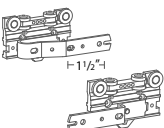
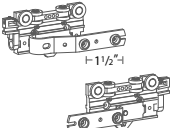
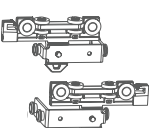




95 Taupe

METAL

TAVIRA OUTDOOR | FARO SQUARE | GLASGOW ACRYLIC | LISBON | AVEIRO | PORTO | DRESDEN POLES, TRAVERSING & CORDED
DEVENTER DECO POLES & TRAVERSING | FRANKFURT SQUARE RAIL | STUTTGART RECTANGLE RAIL | HANOVER TRAVERSING

DEVENTER	COMPONENT
	51419-XX 1 1/8" Aluminum CRS Rail 19'
	53413-90 Rail Connector aluminum, 3"
	53401-XX Single Wall Bracket P: 3"
	53402-XX Extended Single Wall Bracket P: 4 3/4"
	53406-XX Double Wall Bracket P: 6 1/4" Do not use w/ Ripplefold
	53407-XX Extended Double Wall Bracket P: 7 7/8" Use w/ Ripplefold
	53412-XX Inside Mount Bracket
	53408-XX 22 chrome, 25 white, 24 gold, 29 satin nickel, 59 black Flush Ceiling Bracket Cannot use finials w/ this bracket
	53403-XX Bracket Extension
	52430-XX End Cap Finial
	52431-XX Ball Finial
	52432-XX Not available in 25 white Notched Finial

DEVENTER	COMPONENT
	Wheeled Connected Snap Carriers on plastic strip 2207-25 60% fullness, 2 5/8" OC 2206-25, 24, 59, 65, 90 80% fullness, 2 3/8" OC 2205-25 100% fullness, 2 1/8" OC 2208-25 120% fullness, 1 7/8" OC
	52002-25 24 gold, 59 black, 65 brown, 90 silver Slim Line Ball Bearing Carrier
	52110-25 CRS Carrier UV-proof, synthetic material
	B8809-23-00 Overlap R B8809-24-00 Underlap L 59 black Plastic Snap Master
	52502-25 Overlap R 52504-25 Underlap L 59 black Standard Multi-Functional Master Use stiffener w/ exposed baton or hooks w/ hidden baton
	52502-25A Overlap R 52504-25A Underlap L 59A black Standard Multi-Functional Master w/ snaps
	52411-25A Butt R 52412-25A Butt L 24A gold, 59A black, 65A brown, 90A silver Wheeled Butt Master w/snap adaptor Designed for hidden baton
	2551-25 Small Extension Arm
	V799-2-00 End Stop

METAL TRAVERSING DEVENTER CRS



Scan for more information on
FOREST FRANKFURT SQUARE RAIL

FRANKFURT SQUARE RAIL

- 1" traversing square rail system for one- or two-way pinch pleat or ripplefold drapery.

- Wall or ceiling mount. See bracket count below.

Up to 60" = 2 brackets
 61-120" = 3 brackets
 121-180" = 4 brackets
 181-240" = 5 brackets

- Maximum weight is 4 lbs per foot depending on application.

ASSEMBLED PRICING

Includes rail, end cap finial, carriers, end stop, masters, wall or ceiling brackets and 36" white fiberglass baton (See all batons page 19). Indicate pinch pleat or ripplefold when ordering.



22 Polished Chrome Square Rail, Fina End Cap and Bracket



29 Satin Nickel Square Rail, Fina End Cap and Invisible Bracket



59 Black Square Rail with 22 Polished Chrome Fina End Cap and Bracket

FRANKFURT FINISHES XX = finish color



22
Polished
Chrome



48
Matte
White




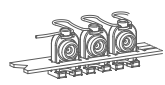
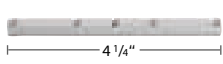
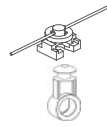



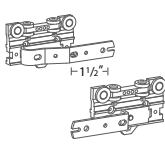

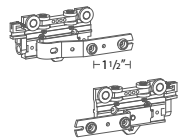


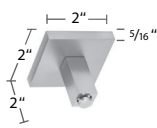

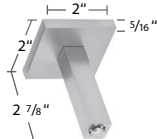


29
Satin
Nickel



59
Black

METAL

TAVIRA OUTDOOR | FARO SQUARE | GLASGOW ACRYLIC | LISBON | AVEIRO | PORTO | DRESDEN POLES, TRAVERSING & CORDED
DEVENTER DECO POLES & TRAVERSING | **FRANKFURT SQUARE RAIL** | STUTTGART RECTANGLE RAIL | HANOVER TRAVERSING

FRANKFURT	COMPONENT	FRANKFURT	COMPONENT
•	 <p>B8082525-XX 1" Square Rail 19' 7"</p>	•	 <p>Wheeled Connected Snap Carriers on plastic strip 2207-25 60% fullness, 2 5/8" OC 2206-25, 59 black, 90 silver 80% fullness, 2 3/8" OC 2205-25 100% fullness, 2 1/8" OC 2208-25 120% fullness, 1 7/8" OC</p>
•	 <p>B899-4-00 1 1/8" & 1 9/16" Rail Connector</p>	•	 <p>Two Piece Connected Snap Carrier w/ Square Base, in plastic sleeve. Use 1 1/4" snap tape 2114-25, 59 black 60% fullness, 2 5/8" OC 2111-25, 90 silver 80% fullness, 2 3/8" OC 2112-25, 59 black 100% fullness, 2 1/8" OC 2115-25, 59 black 120% fullness, 1 7/8" OC</p>
•	 <p>B1242525-XX Fina End Cap Finial</p>	•	 <p>52002-25 59 black, 90 silver Slim Line Ball Bearing Carrier</p>
•	 <p>B11470-25-XX Wall Bracket</p>	•	 <p>52502-25 Overlap R 52504-25 Underlap L 59 black Standard Multi-Functional Master Use stiffener w/ exposed baton or hooks w/ hidden baton</p>
•	 <p>B11472-25-XX Double Wall Bracket</p>	•	 <p>52502-25A Overlap R 52504-25A Underlap L 59A black Standard Multi-Functional Master w/ snaps</p>
•	 <p>B11470-40-XX Bracket Extension for B11470-25-XX and B11472-25-XX</p>	•	 <p>V799-2-00 End Stop</p>
•	 <p>B11473-50-XX Ceiling Bracket/ Invisible Wall Bracket P: 2"</p>	•	<p>Fiberglass batons in 36", 48", 60", and 72" lengths and these colors. See all batons page 19.</p>  <p>White Black Bronze Grey</p>
•	 <p>B11473-80-XX Ceiling Bracket/Invisible Wall Bracket P: 2 7/8"</p>		
•	 <p>B11473-15-XX Ceiling Bracket P: 5/8"</p>		
•	 <p>B11592-00 Flush Ceiling Bracket</p>		



Scan for more information on
FOREST STUTTGART RECTANGLE RAIL

STUTTGART RECTANGLE RAIL

- Rectangle rail system for one- or two-way pinch pleat or ripplefold drapery.
- Wall or ceiling mount. See bracket count below.
 - Up to 60" = 2 brackets
 - 61-120" = 3 brackets
 - 121-180" = 4 brackets
 - 181-240" = 5 brackets
- Maximum weight is 4 lbs per foot depending on application.

ASSEMBLED SYSTEM

Includes rail, end cap finial, carriers, end stop, masters, wall or ceiling brackets and 36" white fiberglass baton (See all batons page 19). Indicate pinch pleat or ripplefold when ordering.



22 Polished Chrome Rectangle Rail with Satin Nickel End Cap Finial



29 Satin Nickel Rectangle Rail with Satin Nickel End Cap Finial and Invisible Bracket

STUTTGART FINISHES XX = finish color



22
Polished
Chrome

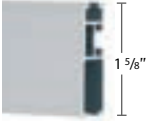

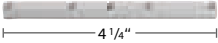

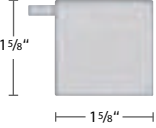
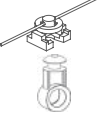
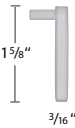

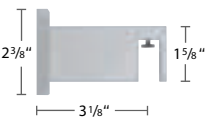
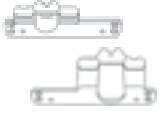
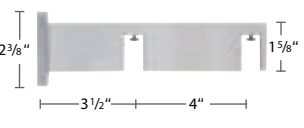
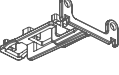
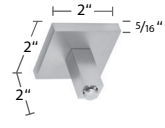

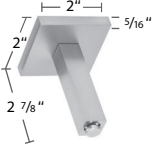


48
Matte
White

29
Satin
Nickel

59
Black

METAL

TAVIRA OUTDOOR | FARO SQUARE | GLASGOW ACRYLIC | LISBON | AVEIRO | PORTO | DRESDEN POLES, TRAVERSING & CORDED
DEVENTER DECO POLES & TRAVERSING | FRANKFURT SQUARE RAIL | **STUTTGART RECTANGLE RAIL** | HANOVER TRAVERSING

STUTTGART	COMPONENT	STUTTGART	COMPONENT
•	 <p>B8084015-XX Rectangle Rail 19' 7"</p>	•	 <p>B1224220-XX Inside Mount Bracket</p>
•	 <p>B899-4-00 Rail Connector</p>	•	 <p>B11592-00 Flush Ceiling Bracket</p>
•	 <p>B11580-XX Square Finial</p>	•	 <p>Two Piece Connected Snap Carrier w/ Square Base, in plastic sleeve. Use 1 1/4" snap tape 2114-25, 59 black 60% fullness, 2 5/8" OC 2111-25, 59 black, 90 silver 80% fullness, 2 3/8" OC 2112-25, 59 black 100% fullness, 2 1/8" OC 2115-25, 59 black 120% fullness, 1 7/8" OC</p>
•	 <p>B1254015-XX End Cap Finial</p>	•	 <p>52002-25 59 black, 90 silver Slim Line Ball Bearing Carrier</p>
•	 <p>B11570-80-XX Single Wall Bracket</p>	•	 <p>B8809-23-00 Overlap R B8809-24-00 Underlap L 59 black Plastic Snap Master</p>
•	 <p>B11570-2-190-XX Double Wall Bracket</p>	•	 <p>9040-25 Overlap R/L FES Master</p>
•	 <p>B11473-50-XX Ceiling Bracket/ Invisible Wall Bracket P: 2"</p>	•	 <p>V799-2-00 End Stop</p>
•	 <p>B11473-80-XX Ceiling Bracket/ Invisible Wall Bracket P: 2 7/8"</p>	•	<p>Fiberglass batons in 36", 48", 60", and 72" lengths and these colors. See all batons page 19.</p>
•	 <p>B11473-15-XX Ceiling Bracket P: 5/8"</p>	 <p>White Black Bronze Grey</p>	



Scan for more information on FOREST HANOVER RAIL



MOTORIZED
P. 103-104

HANOVER RAIL

- Contemporary rail system for one- or two-way pinch pleat or ripplefold drapery.
- Wall or ceiling mount. See bracket count below.
 - Up to 60" = 2 brackets
 - 61-120" = 3 brackets
 - 121-180" = 4 brackets
 - 181-240" = 5 brackets
- Maximum weight is 4 lbs per foot depending on application.
- See Hanover Motorized on pages 103-104.

ASSEMBLED PRICING

Includes rail, end cap finial, carriers, end stop, masters, wall or ceiling brackets and 36" white fiberglass baton (See all batons page 19). Indicate pinch pleat or ripplefold when ordering.



22 Polished Chrome Hanover Rail with End Cap Finial



48 Matte White Hanover Rail with End Cap Finial



29 Satin Nickel Hanover Rail with End Cap Finial



59 Black Hanover Rail with End Cap Finial

HANOVER FINISHES XX = finish color



22 Polished Chrome

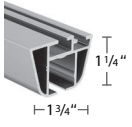
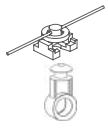
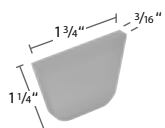

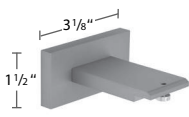
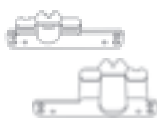
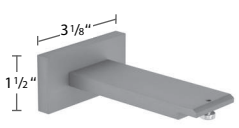
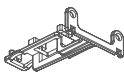


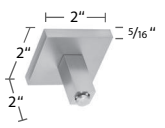

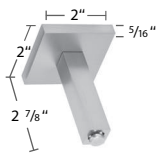

48 Matte White

29 Satin Nickel

59 Black

METAL

TAVIRA OUTDOOR | FARO SQUARE | GLASGOW ACRYLIC | LISBON | AVEIRO | PORTO | DRESDEN POLES, TRAVERSING & CORDED
DEVENTER DECO POLES & TRAVERSING | FRANKFURT SQUARE RAIL | STUTTGART RECTANGLE RAIL | **HANOVER TRAVERSING**

HANOVER	COMPONENT	HANOVER	COMPONENT
	B8223246-XX Hanover Profile 19' 7"		Two Piece Connected Snap Carrier w/ Square Base, in plastic sleeve. Use 1 1/4" snap tape 2114-25, 59 black 60% fullness, 2 5/8" OC 2111-25, 59 black, 90 silver 80% fullness, 2 3/8" OC 2112-25, 59 black 100% fullness, 2 1/8" OC 2115-25, 59 black 120% fullness, 1 7/8" OC
	B1243246-XX Hanover End Cap Final		52004-25 Low Profile Ball Bearing
	B11260-90-XX Wall Bracket P: 3 3/4"		B8809-23-00 Overlap R B8809-24-00 Underlap L 59 black Plastic Snap Master
	B11260-130-XX Extended Wall Bracket P: 4 3/4"		9040-25 Overlap R/L FES Master
	B11592-00 Flush Ceiling Bracket		V799-2-00 End Stop
	B11473-50-XX Ceiling Bracket P: 2"		Fiberglass batons in 36", 48", 60", and 72" lengths and these colors. See all batons page 19. White Black Bronze Grey
	B11473-80-XX Ceiling Bracket P: 2 7/8"		
	B11473-15-XX Ceiling Bracket P: 5/8"		



WOOD COLLECTIONS

Our wood drapery poles and accessories are made from only the finest solid woods such as ayous and ash. The richness of these woods and lovely finishes applied will add warmth and timeless beauty to any room.

THE
WORLD
BEHIND
YOUR
DRAPERIES

SEVILLE POLE SETS

VALENCIA POLE SETS

CORDOBA POLE SETS
AND HAND DRAW TRAVERSING




MOTORIZED
P. 111-112

LONDON POLE SETS
AND HAND DRAW TRAVERSING



MOTORIZED
P. 113-114






SEVILLE COLLECTION

1 3/8" Wood pole sets made from strong Ayous wood.
Recommended weight is 4 lbs./ft. depending on application.



Scan for more information on
FOREST SEVILLE POLE SETS

SEVILLE COLLECTION FINISHES XX = finish color




00 Unfinished 25 White 58 Stone 59 Black 70 Hazel 71 Honey 72 Walnut 73 Natural

SEVILLE COLLECTION POLE & BRACKETS



1035SWO-XX
1 3/8" Smooth Wood Pole
Stock Length: 13'



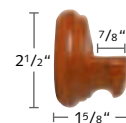
1235CYL-XX
Cylinder Bracket



1235CLA-XX
Classic Open Bracket



1235CEI-XX
Ceiling Bracket



1235IMB-XX
Inside Mount Bracket

WOOD

1 3/8" SEVILLE POLE SETS | 1 3/4" VALENCIA POLE SETS | 2" CORDOBA POLE SETS & TRAVERSING | 1 3/8" + 1 3/4" LONDON POLE SETS & TRAVERSING

SEVILLE COLLECTION

59 Black Pole with End Cap Finial



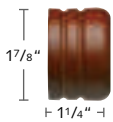
70 Hazel Pole with Bola Finial



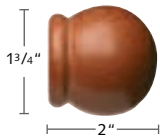
25 White Pole with Country Finial



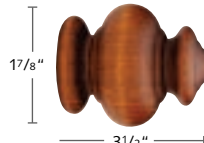
SEVILLE COLLECTION FINIALS, RINGS, HOLDBACKS & BATONS



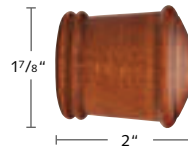
1135WEN-XX
End Cap Finial




1135BOL-XX
Bola Finial



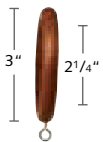
1135ODI-XX
Odiseia Finial




1135COR-XX
Corona Finial



1135COU-XX
Country Finial



1335WRI-XX
1 3/8" Wood Ring
w/ Eyelet



16WHOLD-XX
Wood Holdback



1504-00
Wood Screw
Connector



19WWAND-XX
40" Wood Baton
See all batons p. 19



19CWAND-XX
40" Modern Wood Baton
See all batons p. 19



VALENCIA COLLECTION

1 3/4" Valencia wood pole sets made from highly grained, strong ash wood. Recommended weight is 4 lbs./ft. depending on application.



Scan for more information on
FOREST VALENCIA POLE SETS

VALENCIA COLLECTION FINISHES XX = finish color



80
Driftwood



81
Weathered
Oak



82
Redwood



83
Tiger Oak

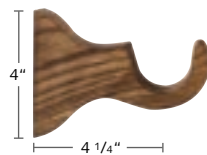


84
Espresso

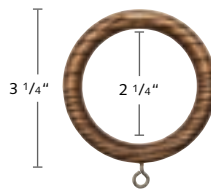
VALENCIA COLLECTION POLE, BRACKET & RING



1045SWO-XX
1 3/4" Smooth Wood Pole
Stock Length: 8'



1245WBR-XX
Valencia Wall Bracket



1345WRI-XX
Valencia Wood Ring

WOOD

1 3/8" SEVILLE POLE SETS | 1 3/4" VALENCIA POLE SETS | 2" CORDOBA POLE SETS & TRAVERSING | 1 3/8" + 1 3/4" LONDON POLE SETS & TRAVERSING

VALENCIA COLLECTION

Ash wood from France gives this collection a beautifully grained appearance.



80 Driftwood Smooth Pole with Castell Finial



81 Weathered Oak Smooth Pole with Granada Finial



82 Redwood Smooth Pole with Ringed Ball Finial



83 Tiger Oak Smooth Pole with Smooth Ball Finial



84 Espresso Smooth Pole with End Cap Finial

VALENCIA COLLECTION FINIALS



1145WEN-XX
End Cap Finial




1145SMO-XX
Smooth Ball Finial



1145RIN-XX
Ringed Ball Finial



1145GRA-XX
Granada Finial



1145CAS-XX
Castell Finial



CORDOBA COLLECTION



MOTORIZED
P. 111-112

2" Wood pole sets made from strong Ayous wood.
Recommended weight is 4 lbs./ft. depending on application.



Scan for more information on
FOREST CORDOBA POLE SETS

CORDOBA COLLECTION FINISHES XX = finish color Not all components are stocked in Antiqued finishes. Please call for availability.



00 Unfinished



25 White



45 Leather Antiqued smooth poles only



58 Stone smooth poles only



59 Black



70 Hazel



71 Honey



72 Walnut



73 Natural

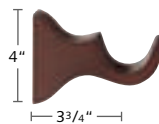
CORDOBA COLLECTION POLES & BRACKETS



1051SWO-XX
2" Smooth
Stock Length: 14'



1051RWO-XX
2" Reeded
Stock Length: 14'
Not available in 45, 58



1251WBR-XX
Wood Bracket



1251EUR-XX
Euro Wood Bracket



1251WIM-XX
Open Inside Mount Bracket

WOOD


1 3/8" SEVILLE POLE SETS | 1 3/4" VALENCIA POLE SETS | **2" CORDOBA POLE SETS & TRAVERSING** | 1 3/8" + 1 3/4" LONDON POLE SETS & TRAVERSING

CORDOBA COLLECTION


71 Honey Smooth Pole with Zenith Finial



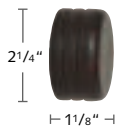
58 Stone Smooth Pole with Ringed Ball Finial




72 Walnut Reeded Pole with Odiseia Finial




CORDOBA COLLECTION FINIALS, RING, HOLDBACKS & BATONS




1151WEN-XX
End Cap Finial



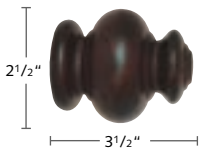
1151SMO-XX
Smooth Ball Finial
Not available in 45, 58



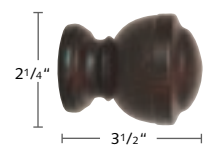
1151RIN-XX
Ringed Ball Finial




1151FLU-XX
Fluted Ball Finial
Not available in 45, 58



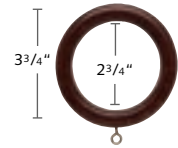
1151ODI-XX
Odiseia Finial
Not available in 45, 58



1151CAL-XX
Calice Finial
Not available in 45, 58



1151ZEN-XX
Zenith Finial
Not available in 45, 58



1351WRI-XX
2" Wood Ring w/ Eyelet



16WHOLD-XX
Wood Holdback



1504-00
Wood Screw Connector



19WWAND-XX
40" Wood Baton
See all batons p. 19



19CWAND-XX
40" Modern Wood Baton
See all batons p. 19



Scan for more information on FOREST WOOD TRAVERSING



MOTORIZED
P. 111-112



72 Walnut wood fascia over brown CS Track. Carriers are also available in colors.

CORDOBA TRAVERSING

- 2" heavy duty hand, baton or cord draw traversing system for one- or two-way pinch pleat or ripplefold drapery.
- Maximum weight is 4 lbs per foot depending on application.

ASSEMBLED SYSTEM

Includes wood pole fascia, assembled track, wall brackets (bracket cover optional and available for purchase separately), customer's choice of finials on page 84, c-ring where specified, and 36" white fiberglass baton (See all batons p. 19). Indicate pinch pleat or ripplefold when ordering. Freight is additional.

CORDOBA COLLECTION FINISHES XX = finish color Not all components are stocked in Antiqued finishes. Please call for availability.



00 Unfinished



25 White



45 Leather Antiqued smooth poles only



58 Stone smooth poles only



59 Black



70 Hazel



71 Honey



72 Walnut



73 Natural

WOOD

1 3/8" SEVILLE POLE SETS | 1 3/4" VALENCIA POLE SETS | **2" CORDOBA POLE SETS & TRAVERSING** | 1 3/8" + 1 3/4" LONDON POLE SETS & TRAVERSING

CORDOBA TRAVERSING WOOD POLES



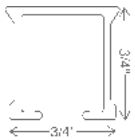


1051RSW-XX
2" CORDOBA
Routed Smooth
Stock Length: 14'



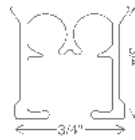
1051RRW-XX
2" CORDOBA
Routed Reeded
Stock Length: 14'

CORDOBA TRAVERSING WOOD TRACKS

Use CS Track in white, black, brown or grey with color coordinating components, or use cord draw CCS Track in white, brown or grey with color coordinating components. Use with pinch pleat or ripplefold draperies. See all carrier and master options on pages 5-6 for CS and page 8 for CCS.



CS® CONTRACT SYSTEM
Aluminum extrusion, powder coated and lubricated.
Available in 25 white, 59 black, 65 brown and 90 grey.

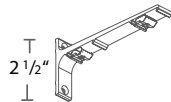


CCS® CONTRACT CORD SYSTEM
Aluminum extrusion, white, powder coated, lubricated. Available in 25 white, 65 brown and 90 grey. All corded systems include child safety tension device.

CORDOBA TRAVERSING WOOD BRACKETS



3280-25
59 black, 65 brown, 90 grey
3" Single Wall Bracket heavy duty
projection 2 1/2"



3281-25
59 black, 65 brown
6" Double Wall Bracket heavy duty
projection 1 1/2", 5 1/2"



32801-25
59 black, 90 grey + 10%
Wall Bracket Cover, optional

CORDOBA OPTIONAL C-RINGS



1352WRI-XX
C-Ring
Choose white, black or brown carrier



52007-25
59 black, 65 brown + 10%
C-Ring Carrier



52405-65 Overlap R
52406-65 Underlap L
90 grey + 10%
C-Ring Master Carrier

WOOD BATON OPTIONS See all batons p. 19




19WWAND-XX
40" Wood Baton
See all batons p. 19



19CWAND-XX
40" Modern Wood Baton
See all batons p. 19

Fiberglass batons come in 36", 48", 60", and 72" lengths and colors below. See all batons p. 19





LONDON COLLECTION

1 3/8" + 1 3/4" Wood pole sets with wood and metal components. Recommended weight is 4 lbs./ft. depending on application.



Scan for more information on
FOREST LONDON POLE SETS



MOTORIZED
P. 113-114

LONDON COLLECTION FINISHES XX = finish color

WOOD POLE & COMPONENTS FINISHES



50
Oil Rubbed
Bronze



51
Antique
Gold



52
Burnished
Gold



53
Dark
Pewter



54
Distressed
Ivory

METAL COMPONENT FINISHES



22
Polished
Chrome



23
Polished
Brass



29
Satin
Nickel




89
Graphite


LONDON COLLECTION COMPONENTS



1035SWO-5X
1 3/8" Pole, 10'
1045SWO-5X
1 3/4" Pole, 10'



1235WBR-5X
1 3/8" Wall Bracket
H: 3 3/8" P: 3 3/4"
1245WBR-5X
1 3/4" Wall Bracket
H: 3 3/8" P: 3 3/4"



1235WBE-5X
1 3/8" Extended Wall Bracket
H: 3 3/8" P: 6 5/8"
1245WBE-5X
1 3/4" Extended Wall Bracket
H: 3 3/8" P: 6 3/4"



1235IMB-5X
1 3/8" Inside Mount Bracket
H: 2 1/2" P: 7/8"
1245IMB-5X
1 3/4" Inside Mount Bracket
H: 2 1/2" P: 7/8"



1335WRI-5X
1 3/8" Wood Ring
O: 2 1/2" I: 1 3/4"
1345WRI-5X
1 3/4" Wood Ring
O: 3" I: 2 1/4"

WOOD

1 3/8" SEVILLE POLE SETS | 1 3/4" VALENCIA POLE SETS | 2" CORDOBA POLE SETS & TRAVERSING | **1 3/8" + 1 3/4" LONDON POLE SETS & TRAVERSING**



50 Oil Rubbed Bronze Pole with 23 Polished Brass French Return and Rings



53 Dark Pewter Pole with Bevel Finial and Rings



53 Dark Pewter Pole with 89 Graphite Cylinder Finial and Rings

LONDON COLLECTION COMPONENTS




1135MOD-5X
1 3/8" Modern End Cap
H: 1 5/8" P: 1"
1145MOD-5X
1 3/4" Modern End Cap
H: 2" P: 1"



1135BEV-5X
1 3/8" Bevel Finial
H: 2 5/8" P: 1 5/8"
1145BEV-5X
1 3/4" Bevel Finial
H: 2 1/4" P: 2"



1135GRO-5X
1 3/8" Grooved Finial
H: 2 3/4" P: 3 5/8"
1145GRO-5X
1 3/4" Grooved Finial
H: 3 1/4" P: 3 3/4"




1135OVA-5X
1 3/8" Oval Ball Finial
H: 3 1/4" P: 3 1/4"
1145OVA-5X
1 3/4" Oval Ball Finial
H: 3 1/2" P: 3 3/8"




3035END-XX
1 3/8" End Cap Finial
H: 1 3/4" P: 1"
3045END-XX
1 3/4" End Cap Finial
H: 2" P: 1 1/8"



3035BAL-XX
1 3/8" Sphere Finial
H: 2 3/8" P: 3 7/8"
3045BAL-XX
1 3/4" Sphere Finial
H: 3" P: 4 3/4"



3035CIL-XX
1 3/8" Cylinder Finial
H: 1 3/4" P: 4 1/4"
3045CIL-XX
1 3/4" Cylinder Finial
H: 2 1/4" P: 5 1/8"




3035PIL-XX
1 3/8" Pilbox Finial
H: 2 1/4" P: 2 3/4"
3045PIL-XX
1 3/4" Pilbox Finial
H: 2 3/4" P: 3 1/2"




1135FRT-XX
1 3/8" French Return
H: 2 1/2" P: 4 1/2"



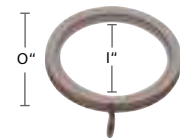
3035RWB-XX
1 3/8" Recess Wall Bracket
H: 1 7/8" P: 1"
3045RWB-XX
1 3/4" Recess Wall Bracket
H: 2 1/4" P: 1"



3035CYE-XX
1 3/8" Extended Cylinder Bracket
H: 2" P: 3 1/2" (see P: 2 1/2" on p. 51)
3045CYE-XX
1 3/4" Extended Cylinder Bracket
H: 2 1/2" P: 4"



3035CWB-XX
1 3/8" Extended Closed Bracket
H: 2" P: 3 1/2" (see P: 2 1/2" on p. 52)
3045CWB-XX
1 3/4" Extended Closed Bracket
H: 2" P: 4" (see P: 3" on p. 52)



3035RIN-XX
1 3/8" Flat Ring w/ Plastic Insert
O: 2 1/2" I: 1 7/8"
3045RIN-XX
1 3/4" Flat Ring w/ Plastic Insert
O: 2 3/8" I: 2"



LONDON TRAVERSING

1 3/8" + 1 3/4" baton draw traversing system for one- or two-way pinch pleat or ripplefold drapery. Maximum weight is 4 lbs per foot depending on application.



MOTORIZED
P. 113-114



Scan for more information on
FOREST LONDON TRAVERSING

ASSEMBLED SYSTEM

Includes wood pole fascia, assembled track, wall brackets (bracket cover optional and available for purchase separately), end cap finial (see all finials on page 88), and 36" white fiberglass baton (see all batons p. 19). Indicate pinch pleat or ripplefold when ordering.

LONDON COLLECTION FINISHES XX = finish color

WOOD POLE & COMPONENTS FINISHES



50
Oil Rubbed
Bronze



51
Antique
Gold



52
Burnished
Gold



53
Dark
Pewter



54
Distressed
Ivory

METAL COMPONENT FINISHES



22
Polished
Chrome



23
Polished
Brass



29
Satin
Nickel



89
Graphite

WOOD

1 3/8" SEVILLE POLE SETS | 1 3/4" VALENCIA POLE SETS | 2" CORDOBA POLE SETS & TRAVERSING | **1 3/8" + 1 3/4" LONDON POLE SETS & TRAVERSING**



50 Oil Rubbed Bronze Pole with 23 Polished Brass End Cap



54 Distressed Ivory with Bevel Finial



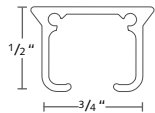

52 Burnished Brass with 23 Polished Brass Cylinder Finial

1 3/8" LONDON TRAVERSING



1035RSW-5X
1 3/8" Routed Pole, 10'

Use KS Track in white, black, brown or grey with color coordinating components. Use with pinch pleat or ripplefold draperies. See all carrier and master options on pages 11-12.



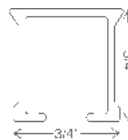
KS® KLICK SYSTEM
Aluminum extrusion, powder coated and lubricated. Available in 25 white, 59 black, 65 brown and 90 grey.

1 3/4" LONDON TRAVERSING



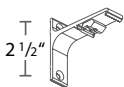
1045RSW-5X
1 3/4" Routed Pole, 10'

Use CS Track in white, black, brown or grey with color coordinating components. Use with pinch pleat or ripplefold draperies. See all carrier and master options on pages 3-6.

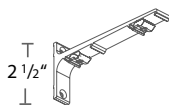


CS® CONTRACT SYSTEM
Aluminum extrusion, powder coated and lubricated. Available in 25 white, 59 black, 65 brown and 90 grey.

BRACKETS FOR LONDON TRAVERSING



3280-25
59 black, 65 brown, 90 grey + 10%
3" Single Wall Bracket heavy duty



3281-25
59 black, 65 brown +10%
6" Double Wall Bracket heavy duty
projection 1 1/2", 5 1/2"



32801-25
59 black, 90 grey + 10%
Wall Bracket Cover, optional

BATON OPTIONS See all batons p. 19

Fiberglass batons come in 36", 48", 60", and 72" lengths and colors below. See all batons p. 19






MOTORIZED SYSTEMS


Our wide range of control options make finding a fit for your room easy; controlling the drapery by hand, remote, or through the building automation system. When controlling motorized drapery with your smart phone or tablet, you can create and schedule customized room scenes that allow your drapes to operate on their own throughout the day.

THE
WORLD
BEHIND
YOUR
DRAPERIES



DRAPERY MOTORIZATION


SHUTTLE MOTORS | CONTROLS ROADMAP | FMS | RMS | DSXL LED | HANOVER | DRESDEN | DEVENTER MRS | CORDOBA | LONDON



DRAPERY MOTORIZATION SHUTTLE MOTOR SPECIFICATIONS

SHUTTLE® HD (M)

SHUTTLE® ECO (S)



SPECIFICATIONS

FEATURES

VOLTAGE SHUTTLE
RECEIVER
POWER SUPPLY
MAX POWER
TORQUE
TRAVEL SPEED
NOISE LEVEL
MAXIMUM WEIGHT
DIMENSIONS
CERTIFICATIONS/MARKINGS
COLOR OPTIONS

24V DC
Internal, optional
External, 100-240V AC - 1.5A,
50-60Hz; Output 24V DC - 2.7A
65W
1.5 Nm
5.5" per second standard
7" per second maximum
< 40 dB(A)
160 lbs per motor
120 lbs per motor - curved track
2.76" x 1.97" x 9.5"
CE/FCC/DOE
White / Black

24V DC
Internal
External, 100-240V AC - 0.8A,
50-60Hz; Output 24V DC - 2.5A
40W
1.0 Nm
5.5" per second standard
7" per second maximum
< 40 dB(A)
100 lbs per motor
90 lbs per motor - curved track
2.76" x 1.97" x 7.5"
CE/FCC/DOE
White

TOUCH CONTROL TECHNOLOGY
INTEGRATED EMERGENCY CONTROL
RF COMMUNICATION STANDARD
Z-WAVE COMMUNICATION
AUTOMATION SYSTEM COMPATIBLE
WI-FI COMPATIBLE
WORKS WITH DS-XL LED DIMMER
WORKS WITH WIRELESS CONNECTOR
CAN BE USED WITH CURVED TRACK
PLUG & PLAY
WARRANTY

✓
✓
✓
-
✓ using RS485 & dry contacts
✓
✓
✓
✓
✓
✓
10 Years

✓
✓
✓
-
✓ using RS485 & dry contacts
✓
✓
✓
✓
✓
✓
10 Years



SMART HOME
READY



APP
CONTROL



WIRELESS
REMOTE



TOUCH
CONTROL

SHUTTLE® iOn



SPECIFICATIONS

VOLTAGE SHUTTLE	14.8V DC
RECEIVER	Internal
BATTERY	Lithium iOn battery + charger (3-4 months between charges)
MAX POWER	30W
TORQUE	1.0 Nm
TRAVEL SPEED	5.5" per second standard
NOISE LEVEL	< 40 dB(A)
MAXIMUM WEIGHT	55 lbs per motor 40 lbs per motor - curved track
DIMENSIONS	2" x 3" x 12.25"
CERTIFICATIONS/MARKINGS	CE/FCC/DOE
COLOR OPTIONS	White

FEATURES

TOUCH CONTROL TECHNOLOGY	✓
INTEGRATED EMERGENCY CONTROL	✓
RF COMMUNICATION STANDARD	✓
Z-WAVE COMMUNICATION	-
AUTOMATION SYSTEM COMPATIBLE	✓ using RS485 & dry contacts
WI-FI COMPATIBLE	✓
WORKS WITH DS-XL LED DIMMER	✓
WORKS WITH WIRELESS CONNECTOR	✓
CAN BE USED WITH CURVED TRACK	✓
PLUG & PLAY	✓
WARRANTY	10 Years on motor 2 years on battery pack

Our wide variety of control options make finding a fit for your windows easy – controlling the drapes by hand, wall switch, remote or even by home automation system.



TOUCH CONTROL

Open or close your drapes with a gentle tug.



FOREST WALL SWITCH

2-channel wall switch, wireless. Can be used with all Forest Shuttle motors.



FOREST DIAMOND SENSE REMOTE

15-channel remote controls up to 15 motors individually and together, with a timer or manually. Range up to 98 feet. Wall mounted holder included.



BOND BRIDGE PRO

With the Bond Bridge Pro, easily pair your Forest remote and get app control for Forest motorized window coverings and other devices all in one place.



SIDEKICK GEN 3 REMOTE

5- or 1-channel remote control. Pairs directly with drapery motor. Use with Bond Bridge Pro or without. Estimated 10-year battery life.

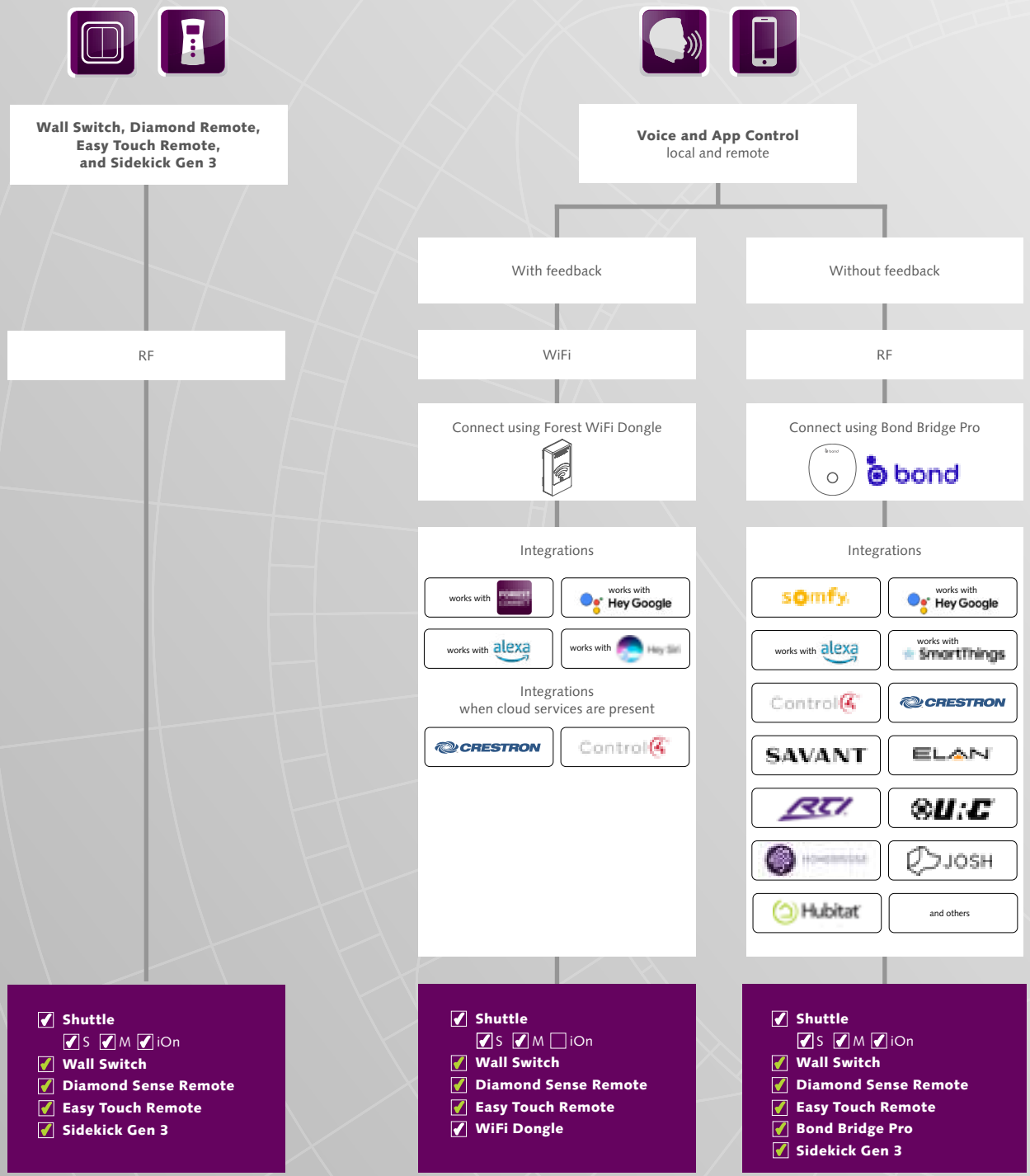
FOR ADDITIONAL CONTROL OPTIONS, SEE THE ROADMAP ON THE FOLLOWING PAGES.

DRAPERY MOTORIZATION

SHUTTLE MOTORS | **CONTROLS ROADMAP** | FMS | RMS | DSXL LED | HANOVER | DRESDEN | DEVENTER MRS | CORDOBA | LONDON

DRAPERY MOTORIZATION CONTROLS ROADMAP

HOW DO YOU WANT TO CONTROL YOUR DRAPERY?





Wired Building Automation System

we advise you work with an installation specialist

With feedback

Without feedback

RS485

Dry Contact

Integrations

Control4 CRESTRON
SAVANT BCI
and others

Integrations

Control4 CRESTRON
SAVANT LUTRON
and others

- Shuttle
- S M iOn
- Wall Switch
- Diamond Sense Remote
- Easy Touch Remote
- RS485 Port

- Shuttle
- S M iOn
- Wall Switch
- Diamond Sense Remote
- Easy Touch Remote
- RS485 Port



Scan for more information on the FMS Motorized Track System



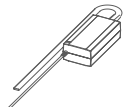
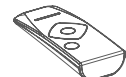


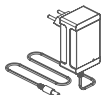






FMS® FOREST MOTORIZED SYSTEM

- The original Forest motorized track, aluminum extrusion, white, powder coated and lubricated with a patented process. Ultra-quiet and smooth operation for contract or residential applications.
- Track can be bent or curved. An actual size template is required. See pages 17-18 for more information.
- Maximum weight is 6 lbs/ft.
- Motorize with any Forest Shuttle. See all motor specifications on pages 93-94. All Forest Shuttle motors include a 10 year warranty.
- Control drapes with a gentle tug, wall switch remote, any home automation system or by smart phone app. See control options pages 95-96.

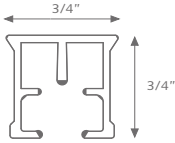


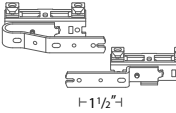

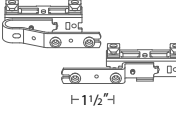


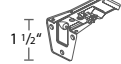

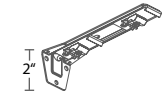
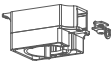
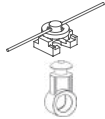
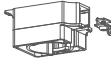




ASSEMBLED SYSTEM

Includes track, masters, pinchpleat or ripplefold carriers, brackets, motor, and power supply plus choice of EasyTouch remote, Diamond remote or Forest wall switch.

FMS	COMPONENT	FMS	COMPONENT
• 	52925-25 Shuttle HD (M) 52925-59 Shuttle HD (M) black 52939-25 Shuttle Eco (S) See motor specs on pages 93-94	• 	52931-25D white 59D black Diamond Sense Remote RF 15 channel w/ holder, range 98'
• 	52928-25 Power Cord, 7' 6" 52934-25 Power Cord, 16' includes 24 volt power supply	• <i>COMING SOON!</i> 	52960-25 white 59 black EasyTouch Remote RF 6 channel
• 	52926-25 Shuttle iOn Includes battery pack. Order charging cable below separately, 52924-59. See motor specs on pages 93-94	• 	52948-25 59 black Wi-Fi Dongle For voice and app control over wi-fi. Provides feedback (bi-directional). Use with Shuttles HD and Eco.
• 	52924-59 Battery Charger Charges battery included with Shuttle iOn motor above, 52926-25.	• 	52955-25 Bond Bridge Pro For voice and app control over RF. Easily pair using the Forest remote. Controls all of your devices in one hub.
• 	52949-25 Battery Pack Additional battery pack for Shuttle iOn motor	• 	52945-25 white Sidekick Gen 3 Remote Works with or without Bond Bridge Pro. 1-5 channels
• 	52933-25 white 59 black Forest Wall Switch 2 channel		

DRAPERY MOTORIZATION

SHUTTLE MOTORS | CONTROLS ROADMAP | **FMS** | RMS | DSXL LED | HANOVER | DRESDEN | DEVENTER MRS | CORDOBA | LONDON

FMS	COMPONENT	FMS	COMPONENT
•	 <p>51319-25 white 59 black FMS Track 19' x 10 tracks per bundle bundle = 190'</p>	•	 <p>52009-25 Ball Bearing Carrier for motorization</p>
•	 <p>3906-25 59 black Track Connector and Key 3904-00</p>	•	 <p>52508-25 Overlap Right 52509-25 Underlap Left 59 black Belt Master Carrier 1-1 1/2"</p>
•	 <p>3003-25 59 black HD Klick Ceiling Bracket</p>	•	 <p>52508-25A Overlap Right 52509-25A Underlap Left 59A black Belt Master Carrier with snaps 1-1 1/2"</p>
•	 <p>30031-25 59 black Ceiling Bracket Cover</p>	•	 <p>52410-25 Butt Right 52409-25 Butt Left 59 black Butt Master Carrier with snaps</p>
•	 <p>53202-25 59 black 3" Klick Single Wall Bracket with wide base adjusts 3" - 4 1/2"</p>	•	 <p>2552-25 6" Extension Arm for master Use w/ two one-way draw</p>
•	 <p>53206-25 59 black 6" Klick Double Wall Bracket with wide base adjusts 2 1/2" - 4" and 6" - 7 1/2"</p>	•	 <p>52903-25 59 black Forest Shuttle Motor Pulley Connects motor to track</p>
•	 <p>Two Piece Connected Snap Carrier w/ Square Base, in plastic sleeve. Use 1 1/4" snap tape 2114-25, 59 black 60% fullness, 2 5/8" OC 2111-25, 65 brown, 90 grey 80% fullness, 2 3/8" OC 2112-25, 59 black 100% fullness, 2 1/8" OC 2115-25, 59 black 120% fullness, 1 7/8" OC</p>	•	 <p>MTDR-EP-DR-AC Rollease Motor Pulley Connects motor to track</p>
•	 <p>52008-25 59 black Slim Line Klick Carrier Draperies hang to conceal track</p>	•	 <p>52910-25 59 black Return Pulley</p>
		•	 <p>9012-25 Transport Belt Kevlar reinforced</p>
		•	 <p>52512-25 white 59 black Transport Belt Connector</p>



Scan for more information on the FOREST RMS Recessed Motorized System


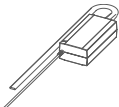











RMS RECESSED MOTORIZED SYSTEM

- Heavy duty aluminum extrusion, white, powder coated and lubricated with a patented process. Ultra-quiet and smooth operation for contract or residential applications.
- Maximum weight is 8 lbs/ft.
- Motorize with any Forest Shuttle. See all motor specifications on pages 91-92. All Forest Shuttle motors include a 10 year warranty.
- Control drapes with a gentle tug, wall switch remote, any home automation system or by smart phone app. See control options pages 95-96.

ASSEMBLED SYSTEM

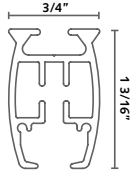
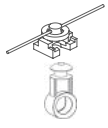
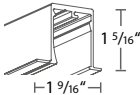
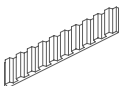



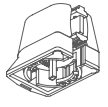
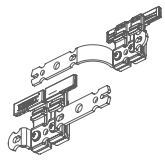


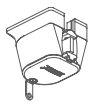

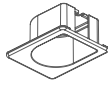

Includes track, masters, pinchpleat or ripplefold carriers, recess profile, fixing strip, wedge, motor, pulley, cover plate, and power supply plus choice of EasyTouch remote, Diamond remote or Forest wall switch.

RMS	COMPONENT
• 	<p>52925-25 Shuttle HD (M) 52925-59 Shuttle HD (M) black 52939-25 Shuttle Eco (S) See motor specs on pages 93-94</p>
• 	<p>52928-25 Power Cord, 7' 6" 52934-25 Power Cord, 16' includes 24 volt power supply</p>
• 	<p>52926-25 Shuttle iOn Includes battery pack. Order charging cable below separately, 52924-59. See motor specs on pages 93-94</p>
• 	<p>52924-59 Battery Charger Charges battery included with Shuttle iOn motor above, 52926-25.</p>
• 	<p>52949-25 Battery Pack Additional battery pack for Shuttle iOn motor</p>
• 	<p>52933-25 white 59 black Forest Wall Switch 2 channel</p>

RMS	COMPONENT
• 	<p>52931-25D white 59D black Diamond Sense Remote RF 15 channel w/ holder, range 98'</p>
• 	<p><i>COMING SOON!</i> 52960-25 white 59 black EasyTouch Remote RF 6 channel</p>
• 	<p>52948-25 59 black Wi-Fi Dongle For voice and app control over wi-fi. Provides feedback (bi-directional). Use with Shuttles HD and Eco.</p>
• 	<p>52955-25 Bond Bridge Pro For voice and app control over RF. Easily pair using the Forest remote. Controls all of your devices in one hub.</p>
• 	<p>52945-25 white Sidekick Gen 3 Remote Works with or without Bond Bridge Pro 1-5 channels</p>

DRAPERY MOTORIZATION

SHUTTLE MOTORS | CONTROLS ROADMAP | FMS | **RMS** | DSXL LED | HANOVER | DRESDEN | DEVENTER MRS | CORDOBA | LONDON

RMS	COMPONENT	RMS	COMPONENT
•	 <p>51623-25 RMS Track white 23' x 10 tracks/bundle bundle = 230'</p>	•	<p>Two Piece Connected Snap Carrier w/ Square Base, in plastic sleeve. Use 1 1/4" snap tape 2114-25, 59 black 60% fullness, 2 5/8" OC 2111-25, 65 brown, 90 grey 80% fullness, 2 3/8" OC 2112-25, 59 black 100% fullness, 2 1/8" OC 2115-25, 59 black 120% fullness, 1 7/8" OC</p> 
•	 <p>51723-25 Recess Profile, 23' Order same length as track</p>	•	<p>9112-25 Transport Belt</p> 
•	 <p>51724-25 Recess Profile Fixing Strip, 23' Order 6" shorter than track</p>	•	<p>52512-25 white 59 black Transport Belt Connector</p> 
•	 <p>53914-25 Recess Profile Wedge Order 1 per track</p>	•	<p>53903-25 Motor Pulley Connects motor to track</p> 
•	 <p>53908-25 Overlap Right 53909-25 Underlap Left FMS Plus Master Carrier</p>	•	<p>53910-25 Return Pulley</p> 
•	 <p>52008-25 Slim Line Klick Carrier Draperies hang to conceal track</p>	•	<p>53911-25 Upside Down Pulley</p> 
•	 <p>52009-25 Ball Bearing Carrier for motorization</p>	•	<p>53912-25 Cover Plate for Recess Motor and Return Pulley</p> 
		•	<p>53913-25 Cover Plate for Recess Motor, Upside Down Motor, and Return Pulley</p> 



Scan for more information on the FOREST DSXL Motorized System


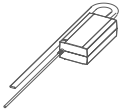





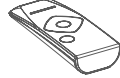


DSXL® LED MOTORIZED DESIGN SYSTEM + LED LIGHTING

- Elegantly shaped aluminum extrusion, white, powder coated and lubricated with a patented process. LED lighting lights up the backside of drapery or the track itself. Ultra-quiet and smooth operation for contract or residential applications.
- LED strips have low energy consumption, are eco-friendly, dimmable. Lifespan is 30,000 hours.
- Maximum weight is 3 lbs/ft.
- Motorize with any Forest Shuttle. See all motor specifications on pages 93-94. All Forest Shuttle motors include a 10 year warranty.
- Control drapes with a gentle tug, wall switch remote, any home automation system or by smart phone app. See control options pages 95-96.

ASSEMBLED SYSTEM

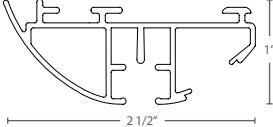





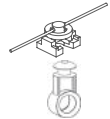
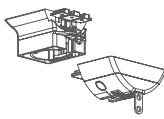

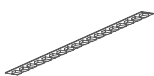


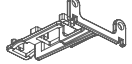

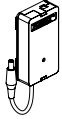
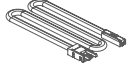
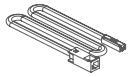
Includes track, masters, pinchpleat or ripplefold carriers, brackets, lighting components, motor, and power supply plus choice of EasyTouch remote, Diamond remote or Forest wall switch.

DSXL LED	COMPONENT
	<p>52925-25 Shuttle HD (M) 52925-59 Shuttle HD (M) black 52939-25 Shuttle Eco (S) See motor specs on pages 93-94</p>
	<p>52928-25 Power Cord, 7' 6" 52934-25 Power Cord, 16' includes 24 volt power supply</p>
	<p>52933-25 white 59 black +10% Diamond Sense Wall Switch 2 channel</p>
	<p>52931-25D white 59D black +10% Diamond Sense Remote RF 15 channel w/ holder, range 98'</p>

DSXL LED	COMPONENT
	<p>52948-25 59 black Wi-Fi Dongle For voice and app control over wi-fi. Provides feedback (bi-directional). Use with Shuttles HD and Eco.</p>
	<p><i>COMING SOON!</i> 52960-25 white 59 black EasyTouch Remote RF 6 channel</p>
	<p>52955-25 Bond Bridge Pro For voice and app control over RF. Easily pair using the Forest remote. Controls all of your devices in one hub.</p>
	<p>52945-25 white Sidekick Gen 3 Remote Works with or without Bond Bridge Pro. 1-5 channels</p>

DRAPERY MOTORIZATION

SHUTTLE MOTORS | CONTROLS ROADMAP | FMS | RMS | **DSXL LED** | HANOVER | DRESDEN | DEVENTER MRS | CORDOBA | LONDON

DSXL LED	COMPONENT	DSXL LED	COMPONENT
•	 <p>3219-25 DSXL LED Motorized Track white 19' x 10 tracks per bundle bundle = 190'</p>	•	 <p>9012-25 Transport Belt Kevlar reinforced</p>
•	 <p>2302-25 DSXL Swivel Ceiling Bracket</p>	•	 <p>52512-25 white Transport Belt Connector</p>
•	 <p>2301-25 DSXL Wall Bracket w/ Swivel</p>	•	 <p>3203-25 Motor Pulley, plastic Connects motor to track</p>
•	 <p>Two Piece Connected Snap Carrier w/ Square Base, in plastic sleeve. Use 1 1/4" snap tape 2114-25, 59 black 60% fullness, 2 5/8" OC 2111-25, 65 brown, 90 grey 80% fullness, 2 3/8" OC 2112-25, 59 black 100% fullness, 2 1/8" OC 2115-25, 59 black 120% fullness, 1 7/8" OC</p>	•	 <p>3204-25 Return Pulley, plastic</p> <p>2402-25 Motor Pulley/Return Pulley Set, metal</p>
•	 <p>52008-25 Slim Line Klick Carrier Draperies hang to conceal track</p>	•	 <p>3000-00 LED Strip, 3000k/24v 30,000 hr lifespan, dimmable</p>
•	 <p>52009-25 Ball Bearing Carrier for motorization</p>	•	 <p>3010-00 LED Strip, middle</p>
•	 <p>9040-25 FES Butt Master</p>	•	 <p>3030-00 Mounting Device for LED Strip</p>
		•	 <p>3103-25 LED Dimmer Allows control of light strip with Diamond remote.</p>
		•	 <p>3100-00 with 6' 6" cord 3105-25 with 13" cord LED Cable Connects LED Strip 3010-00 to LED Dimmer 3102-25 24 volt</p>
		•	 <p>3106-25 LED Extension Cable for LED Cables 3100-00 and 3105-25 6' 6"</p>

DRAPERY MOTORIZATION DSXL LED




Scan for more information on the FOREST HANOVER Motorized System

HANOVER MOTORIZED SYSTEM

- A sleek stylish motorized profile best suited for light to medium weight draperies.
- Wall or ceiling mount. See bracket count below.
 - 0-5' = 2 brackets 11-15' = 4 brackets
 - 6-10' = 3 brackets 16-20' = 5 brackets
- Motorize with any Forest Shuttle. See all motor specifications on pages 93-94. All Forest Shuttle motors include a 10 year warranty.
- Control drapes with a gentle tug, wall switch, remote, any home automation system or by smart phone app. See control options pages 95-96.

HANOVER FINISHES XX = finish color



ASSEMBLED SYSTEM

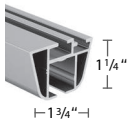
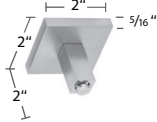
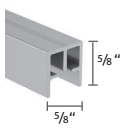
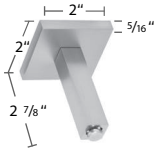
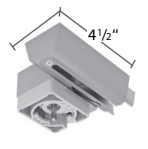

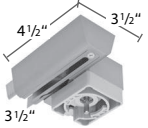
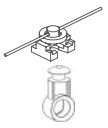
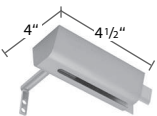

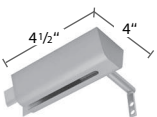


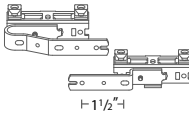
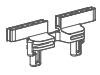
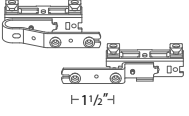
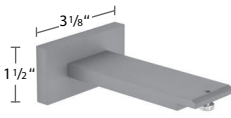



Includes rail, masters, pinchpleat or ripplefold carriers, brackets, motor, power supply, motor pulley, and return pulley plus choice of EasyTouch remote, Diamond remote or Forest wall switch.

HANOVER	COMPONENT
	52925-25 Shuttle HD (M) 52925-59 Shuttle HD (M) black 52939-25 Shuttle Eco (S) See motor specs on pages 93-94
	52928-25 Power Cord, 7' 6" 52934-25 Power Cord, 16' includes 24 volt power supply
	52926-25 Shuttle iOn Includes battery pack. Order charging cable below separately, 52924-59. See motor specs on pages 93-94
	52924-59 Battery Charger Charges battery included with Shuttle iOn motor above, 52926-25.
	52949-25 Battery Pack Additional battery pack for Shuttle iOn motor
	52933-25 white 59 black Forest Wall Switch 2 channel

HANOVER	COMPONENT
	52931-25D white 59D black Diamond Sense Remote RF 15 channel w/ holder, range 98'
	<i>COMING SOON!</i> 52960-25 white 59 black EasyTouch Remote RF 6 channel
	52948-25 59 black Wi-Fi Dongle For voice and app control over wi-fi. Provides feedback (bi-directional). Use with Shuttles HD and Eco.
	52955-25 Bond Bridge Pro For voice and app control over RF. Easily pair using the Forest remote. Controls all of your devices in one hub.
	52945-25 white Sidekick Gen 3 Remote Works with or without Bond Bridge Pro. 1-5 channels

DRAPERY MOTORIZATION

SHUTTLE MOTORS | CONTROLS ROADMAP | FMS | RMS | DSXL LED | **HANOVER** | DRESDEN | DEVENTER MRS | CORDOBA | LONDON

HANOVER	COMPONENT	HANOVER	COMPONENT
	B8223246-XX Hanover Profile 19' 7"		B11473-50-XX Ceiling Bracket 2" Projection
	B8221818-59/90 Hanover Rail		B11473-80-XX Ceiling Bracket 2 7/8" Projection
	B11679-L-46-XX Left Motor Pulley		B11473-15-XX Ceiling Bracket 5/8" Projection
	B11679-R-46-XX Right Motor Pulley		Two Piece Connected Snap Carrier w/ Square Base, in plastic sleeve. Use 1 1/4" snap tape 2114-25, 59 black 60% fullness, 2 5/8" OC 2111-25, 65 brown, 90 grey 80% fullness, 2 3/8" OC 2112-25, 59 black 100% fullness, 2 1/8" OC 2115-25, 59 black 120% fullness, 1 7/8" OC
	B11683-L-46-XX Left End Pulley		52008-25 Slim Line Klick Carrier Draperies hang to conceal track
	B11683-R-46-XX Right End Pulley		52009-25 Ball Bearing Carrier for motorization
	9012-25 Transport Belt Kevlar reinforced		52508-25 Overlap Right 52509-25 Underlap Left 59 black +10% Belt Master Carrier
	52512-25 white 59 black +10% Transport Belt Connector		52508-25A Overlap R 52509-25A Underlap L Belt Master Carrier with snaps
	B11260-130-XX Extended Wall Bracket P = 4 3/4"		52410-25 Butt Right 52409-25 Butt Left 59 black +10% Butt Master Carrier with snaps
	B11592-00 Flush Ceiling Bracket		2552-25 6" Extension Arm for master Use w/ two one-way draw

DRAPERY MOTORIZATION HANOVER



Scan for more information on
FOREST DRESDEN MOTORIZED



DRESDEN MOTORIZED

- 1 1/8" motorized system best suited for light to medium weight draperies.
- Rail can be bent or curved. An actual size template is required. See pages 17-18 for more information. Polished chrome cannot be bent or curved.
- Wall or ceiling mount. See bracket count below.

0-5' = 2 brackets	11-15' = 4 brackets
6-10' = 3 brackets	16-20' = 5 brackets
- Motorize with any Forest Shuttle. See all motor specifications on pages 93-94. All Forest Shuttle motors include a 10 year warranty.
- Control drapes with a gentle tug, wall switch, remote, any home automation system or by smart phone app. See control options pages 95-96.

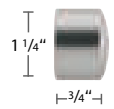
ASSEMBLED SYSTEM

Includes rail, masters, pinchpleat or ripplefold carriers, brackets, motor, power supply, motor pulley, return pulley, single wall brackets plus choice of EasyTouch remote, Diamond remote or Forest wall switch. Finials are optional and should be ordered separately.


DRESDEN FINISHES XX = finish color



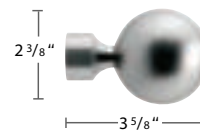
DRESDEN MOTORIZED FINIALS - OPTIONAL




B124028-XX
End Cap Finial



B690-XX
Pescara Finial




B3362-XX
Alassio Finial




B650-22, 29, 59
Verona Finial



B610-XX
Napoli Finial



B660-22, 24, 29, 70
Roma Finial



B3389-100
Ardea Finial
B3389/1-XX
Socket for Ardea Finial

DRAPERY MOTORIZATION

SHUTTLE MOTORS | CONTROLS ROADMAP | FMS | RMS | DSXL LED | HANOVER | **DRESDEN** | DEVENTER MRS | CORDOBA | LONDON

DRESDEN	COMPONENT	DRESDEN	COMPONENT
•	 <p>B809-28-XX 1 1/8" Aluminum Rail 19' 7"</p>	•	 <p>B11670-V-XX Adjustable Wall Bracket</p>
•	 <p>B899-4-00 Rail Connector</p>	•	 <p>B11873-50-XX Ceiling Bracket</p>
•	 <p>B11679-L-XX B11679-R-XX Forest Shuttle Motor Pulley</p>	•	 <p>B11873-15-XX Ceiling Bracket 5/8" Projection</p>
•	 <p>B11699-L-XX B11699-R-XX Somfy Motor Pulley</p>	•	 <p>53408-22,24,29,59 Flush Ceiling Bracket Cannot use finials with this bracket</p>
•	 <p>B11669-L-XX B11669-R-XX Lutron Motor Pulley</p>	•	<p>Two Piece Connected Snap Carrier w/ Square Base, in plastic sleeve. Use 1 1/4" snap tape</p> <p>2114-25, 59 black 60% fullness, 2 5/8" OC 2111-25, 65 brown, 90 grey 80% fullness, 2 3/8" OC 2112-25, 59 black 100% fullness, 2 1/8" OC 2115-25, 59 black 120% fullness, 1 7/8" OC</p>
•	 <p>B11659-L-22,29,59 B11659-R-22,29,59 Rollease Motor Pulley</p>	•	 <p>52008-25 Slim Line Klick Carrier Draperies hand to conceal track</p>
•	 <p>B11683-L-XX B11683-R-XX Standard Return Pulley</p>	•	 <p>52009-25 Ball Bearing Carrier for motorization</p>
•	 <p>B11683-41-XX Short Return Pulley for one-way draw</p>	•	 <p>52508-25 Overlap R 52509-25 Underlap L Belt Master Carrier</p>
•	 <p>B122028-XX Inside Mount Bracket</p>	•	 <p>52508-25A Overlap R 52509-25A Underlap L Belt Master Carrier with snaps</p>
•	 <p>9012-25 Transport Belt Kevlar reinforced</p>	•	 <p>52410-25 Butt Right 52409-25 Butt Left 59 black +10% Butt Master Carrier with snaps</p>
•	 <p>52512-25 white 59 black +10% Transport Belt Connector</p>	•	 <p>2552-25 6" Extension Arm for master Use w/ two one-way draw</p>
•	 <p>B11670-120-XX Single Bracket</p>		
•	 <p>B11672-220-XX Double Bracket</p>		

DRAPERY MOTORIZATION

SHUTTLE MOTORS | CONTROLS ROADMAP | FMS | RMS | DSXL LED | HANOVER | **DRESDEN** | DEVENTER MRS | CORDOBA | LONDON


WEAR RESISTANT PULLEY HOUSING

For low wear operation the pulley housing has been equipped with high quality ball bearings.



REINFORCED BELT



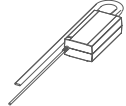
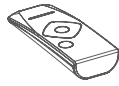


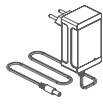

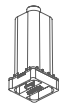



The Kevlar reinforced belt runs quietly and has superior longevity.



FOREST SHUTTLE MOTORS

- Touch Impulse Technology opens or closes drapes with a gentle tug.
- Integrated emergency control insures manual operation of the drapery in case of power failure.
- Choose the Forest Shuttle Eco for lightweight fabrics.
- Choose the Forest Shuttle HD for strength at an economical price.
- Choose the Shuttle iOn when a power source is not close by.
- All Forest Shuttle motors come with a 10-year warranty.

DRAPERY MOTORIZATION DRESDEN

DRESDEN	COMPONENT	DRESDEN	COMPONENT
	52925-25 Shuttle HD (M) 52925-59 Shuttle HD (M) black 52939-25 Shuttle Eco (S) See motor specs on pages 93-94		52931-25D white 59D black Diamond Sense Remote RF, 15 channel w/ holder, range 98'
	52928-25 Power Cord, 7' 6" 52934-25 Power Cord, 16' includes 24 volt power supply		<i>COMING SOON!</i> 52960-25 white 59 black EasyTouch Remote RF 6 channel
	52926-25 Shuttle iOn Includes battery pack. Order charging cable below separately, 52924-59. See motor specs on pages 93-94		52948-25 59 black Wi-Fi Dongle For voice and app control over wi-fi. Provides feedback (bi-directional). Use with Shuttles HD and Eco.
	52924-59 Battery Charger Charges battery included with Shuttle iOn motor above, 52926-25.		52955-25 Bond Bridge Pro For voice and app control over RF. Easily pair using the Forest remote. Controls all of your devices in one hub.
	52949-25 Battery Pack Additional battery pack for Shuttle iOn motor		52945-25 white 59 black Forest Wall Switch 2 channel
	52933-25 white 59 black Forest Wall Switch 2 channel		52945-25 white Sidekick Gen 3 Remote Works with or without Bond Bridge Pro. 1-5 channels



COMPLETELY CLOSED DRAPERIES USING OVERLAP MASTERS

The overlap master carrier guarantees a complete 3" overlap of the draperies. Extended arms available.





RETURN PULLEY

The return pulley is made of a special plastic and uses a bearing which allows ultra-smooth operation.





SELECT YOUR INDIVIDUAL FINIAL

Our decorative finials offer a variety of design options. See all finials on page 99. Finials are optional.



HIGH-GRADE ALUMINUM:

Dresden Motorized is available in the finishes below.

- Polished Chrome - 22 
- Brushed Gold - 26 
- Satin Nickel - 29 
- Black - 59 



Scan for more information on
FOREST DEVENTER MRS MOTORIZED



MRS COLLECTION FINISHES XX = finish color



29
Satin Nickel



81
Antique Bronze




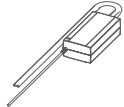

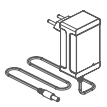


89
Graphite


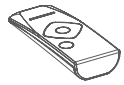



DEVENTER MRS[®] MOTORIZED

- 1 1/8" motorized system best suited for light to medium weight draperies.
- Wall or ceiling mount. See bracket count below.
 - 0-5' = 2 brackets 11-15' = 4 brackets
 - 6-10' = 3 brackets 16-20' = 5 brackets
- Motorize with any Forest Shuttle. See all motor specifications on pages 93-94. All Forest Shuttle motors include a 10 year warranty.
- Control drapes with a gentle tug, wall switch, remote, any home automation system or by smart phone app. See control options pages 95-96.

ASSEMBLED SYSTEM

Includes rail, motor, power supply, motor pulley, return pulley, wall or ceiling brackets, carriers, and masters plus EasyTouch remote, Diamond remote or Forest wall switch. Double sets are available.

DEV MRS	COMPONENT
<ul style="list-style-type: none">  	<ul style="list-style-type: none"> 52925-25 Shuttle HD (M) 52925-59 Shuttle HD (M) black 52939-25 Shuttle Eco (S) See motor specs on pages 93-94
<ul style="list-style-type: none">  	<ul style="list-style-type: none"> 52928-25 Power Cord, 7' 6" 52934-25 Power Cord, 16' includes 24 volt power supply
<ul style="list-style-type: none">  	<ul style="list-style-type: none"> 52926-25 Shuttle iOn Includes battery pack. Order charging cable below separately, 52924-59. See motor specs on pages 93-94
<ul style="list-style-type: none">  	<ul style="list-style-type: none"> 52924-59 Battery Charger Charges battery included with Shuttle iOn motor above, 52926-25.
<ul style="list-style-type: none">  	<ul style="list-style-type: none"> 52949-25 Battery Pack Additional battery pack for Shuttle iOn motor
<ul style="list-style-type: none">  	<ul style="list-style-type: none"> 52933-25 white 59 black Forest Wall Switch 2 channel

DEV MRS	COMPONENT
<ul style="list-style-type: none">  	<ul style="list-style-type: none"> 52931-25D white 59D black Diamond Sense Remote RF 15 channel w/ holder, range 98'
<ul style="list-style-type: none"> <i>COMING SOON!</i>  	<ul style="list-style-type: none"> 52960-25 white 59 black EasyTouch Remote RF 6 channel
<ul style="list-style-type: none">  	<ul style="list-style-type: none"> 52948-25 59 black Wi-Fi Dongle For voice and app control over wi-fi. Provides feedback (bi-directional). Use with Shuttles HD and Eco.
<ul style="list-style-type: none">  	<ul style="list-style-type: none"> 52955-25 Bond Bridge Pro For voice and app control over RF. Easily pair using the Forest remote. Controls all of your devices in one hub.
<ul style="list-style-type: none">  	<ul style="list-style-type: none"> 52945-25 white Sidekick Gen 3 Remote Works with or without Bond Bridge Pro. 1-5 channels

DRAPERY MOTORIZATION

SHUTTLE MOTORS | CONTROLS ROADMAP | FMS | RMS | DSXL LED | HANOVER | DRESDEN | **DEVENTER MRS** | CORDOBA | LONDON

DEV MRS	COMPONENT	DEV MRS	COMPONENT
•	 <p>51919-XX 1 1/8" Aluminum Rail 19' 7"</p>	•	 <p>52430-XX End Cap Finial</p>
•	 <p>53413-90 Rail Connector aluminum, 3"</p>	•	 <p>52431-XX Ball Finial</p>
•	 <p>51901-XX Left Motor Pulley 51902-XX Right Motor Pulley</p>	•	 <p>52432-XX Notched Finial</p>
•	 <p>51903-XX Left Return Pulley 51904-XX Right Return Pulley</p>	•	 <p>53408-25, 29, 59, 81 Flush Ceiling Bracket Cannot use finials</p>
•	 <p>51905-XX Motor Pulley Universal</p>	•	<p>Two Piece Connected Snap Carrier w/ Square Base, in plastic sleeve. Use 1/4" snap tape</p> <p>2114-25, 59 black 60% fullness, 2 5/8" OC 2111-25, 65 brown, 90 grey 80% fullness, 2 3/8" OC 2112-25, 59 black 100% fullness, 2 1/8" OC 2115-25, 59 black 120% fullness, 1 7/8" OC</p>
•	 <p>51906-25, 59 Motor Pulley Universal Cap Set</p>	•	 <p>52008-25 59 black, 65 brown +10% Slim Line Klick Carrier Draperies hang to conceal track</p>
•	 <p>51907-XX Motor Pulley Universal End Cap Finial</p>	•	 <p>52009-25 Ball Bearing Carrier for motorization</p>
•	 <p>51908-XX Return Pulley Universal</p>	•	 <p>52508-25 Overlap R 52509-25 Underlap L Belt Master Carrier</p>
•	 <p>9012-25 Transport Belt Kevlar reinforced</p>	•	 <p>52508-25A Overlap R 52509-25A Underlap L Belt Master Carrier with snaps</p>
•	 <p>52512-25 white 59 black +10% Transport Belt Connector</p>	•	 <p>52410-25 Butt Right 52409-25 Butt Left 59 black +10% Butt Master Carrier with snaps</p>
•	 <p>53402-XX Extended Single Bracket</p>		
•	 <p>53412-XX Inside Mount Bracket</p>		

 **BREAK PACK PRICING**  - Prices with this designation indicate a 20% up charge for broken pack quantities.



CORDOBA MOTORIZED

- Forest FMS Track with 2" Cordoba Collection wood pole fascia
- Motorize with any Forest Shuttle. See all motor specifications on pages 93-94. All Forest Shuttle motors include a 10 year warranty.
- Control drapes with a gentle tug, wall switch, remote, any home automation system or by smart phone app. See control options pages 95-96.




Scan for more information on
FOREST MOTORIZED CORDOBA

ASSEMBLED PRICING

Includes assembled track, wood fascia, motor, power supply, and brackets plus EasyTouch remote, Diamond remote or Forest wall switch.



CORDOBA COLLECTION FINISHES XX = finish color

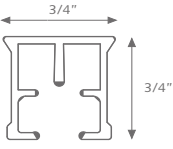


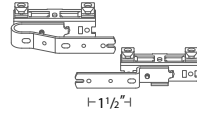

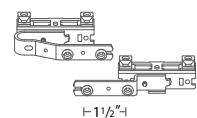


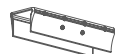

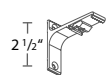
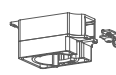

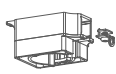


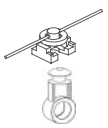





CORDOBA	COMPONENT
	52925-25 Shuttle HD (M) 52925-59 Shuttle HD (M) black 52939-25 Shuttle Eco (S) See motor specs on pages 93-94
	52928-25 Power Cord, 7' 6" 52934-25 Power Cord, 16' includes 24 volt power supply
	52926-25 Shuttle iOn Includes battery pack. Order charging cable below separately, 52924-59. See motor specs on pages 93-94
	52924-59 Battery Charger Charges battery included with Shuttle iOn motor above, 52926-25.
	52949-25 Battery Pack Additional battery pack for Shuttle iOn motor
	52933-25 white 59 black Forest Wall Switch 2 channel

CORDOBA	COMPONENT
	52931-25D white 59D black Diamond Sense Remote RF 15 channel w/ holder, range 98'
	<i>COMING SOON!</i> 52960-25 white 59 black EasyTouch Remote RF 6 channel
	52948-25 59 black Wi-Fi Dongle For voice and app control over wi-fi. Provides feedback (bi-directional). Use with Shuttles HD and Eco.
	52955-25 Bond Bridge Pro For voice and app control over RF. Easily pair using the Forest remote. Controls all of your devices in one hub.
	52945-25 white Sidekick Gen 3 Remote Works with or without Bond Bridge Pro. 1-5 channels.

DRAPERY MOTORIZATION

SHUTTLE MOTORS | CONTROLS ROADMAP | FMS | RMS | DSXL LED | HANOVER | DRESDEN | DEVENTER MRS | **CORDOBA** | LONDON

CORDOBA	COMPONENT	CORDOBA	COMPONENT
	 <p>51323-25 white 59 black FMS Track 23' x 10 tracks per bundle bundle = 230'</p>		 <p>52009-25 Ball Bearing Carrier for motorization</p>
	 <p>1051RSW-XX 2" Cordoba Smooth, 14'</p>		 <p>52508-25 Overlap Right 52509-25 Underlap Left 59 black Belt Master Carrier</p>
	 <p>1051RRW-XX 2" Cordoba Reeded, 14'</p>		 <p>52508-25A Overlap Right 52509-25A Underlap Left 59A black +10% Belt Master Carrier with snaps</p>
	 <p>1151WEN-XX 2" Cordoba End Cap See all finials page 80</p>		 <p>52410-25 Butt Right 52409-25 Butt Left 59 black Butt Master Carrier with snaps</p>
	 <p>3906-25 59 black Track Connector & key 3904-00</p>		 <p>2552-25 6" Extension Arm for master Use w/ two one-way draw</p>
	 <p>3280-25 59 black 3" Single Wall Bracket heavy duty projection 2 1/2"</p>		 <p>52903-25 59 black Forest Shuttle Motor Pulley Connects motor to track</p>
	 <p>3281-25 59 black 6" Double Wall Bracket heavy duty projection 1 1/2", 5 1/2"</p>		 <p>MTDR-EP-DR-AC Rollease Motor Pulley Connects motor to track</p>
	 <p>32801-25 59 black Wall Bracket Cover use with 3280 & 3281</p>		 <p>52910-25 59 black Return Pulley</p>
	 <p>2114-25 60% fullness 2 5/8" OC 2111-25 80% fullness 2 3/8" OC 2112-25 100% fullness 2 1/8" OC 2115-25 120% fullness 1 7/8" OC 59 black Two-Piece Connected Snap Carrier w/ Square Base, use 4 1/4" snap tape.</p>		 <p>9012-25 Transport Belt Kevlar reinforced</p>
	 <p>52008-25 59 black Slim Line Klick Carrier Draperies hang to conceal track</p>		 <p>52512-25 white 59 black Transport Belt Connector</p>



LONDON MOTORIZED

- Forest FMS Track with 1 3/4" London Collection wood pole fascia.
- Motorize with any Forest Shuttle. See all motor specifications on pages 93-94. All Forest Shuttle motors include a 10 year warranty.
- Control drapes with a gentle tug, wall switch, remote, any home automation system or by smart phone app. See control options pages 95-96.

ASSEMBLED PRICING

Includes assembled track, wood fascia, motor, power supply, and brackets plus EasyTouch remote, Diamond remote or Forest wall switch. Finials are additional and can be found on page 88.



Scan for more information on FOREST MOTORIZED LONDON



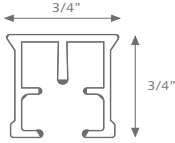


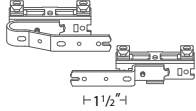

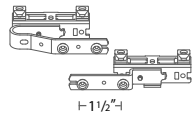


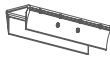

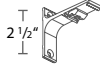
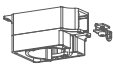
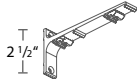
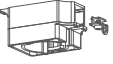


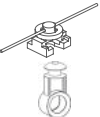
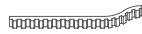


LONDON COLLECTION FINISHES XX = finish color

WOOD POLE & COMPONENTS FINISHES					METAL COMPONENT FINISHES			
50 Oil Rubbed Bronze	51 Antique Gold	52 Burnished Gold	53 Dark Pewter	54 Distressed Ivory	22 Polished Chrome	23 Polished Brass	29 Satin Nickel	89 Graphite

LONDON	COMPONENT	LONDON	COMPONENT
	52925-25 Shuttle HD (M) 52925-59 Shuttle HD (M) black 52939-25 Shuttle Eco (S) See motor specs on pages 93-94		52931-25D white 59D black Diamond Sense Remote RF 15 channel w/ holder, range 98'
	52928-25 Power Cord, 7' 6" 52934-25 Power Cord, 16' includes 24 volt power supply		<i>COMING SOON!</i> 52960-25 white 59 black EasyTouch Remote RF 6 channel
	52926-25 Shuttle iOn Includes battery pack. Order charging cable below separately, 52924-59. See motor specs on pages 93-94		52948-25 59 black Wi-Fi Dongle For voice and app control over wi-fi. Provides feedback (bi-directional). Use with Shuttles HD and Eco.
	52924-59 Battery Charger Charges battery included with Shuttle iOn motor above, 52926-25.		52955-25 Bond Bridge Pro For voice and app control over RF. Easily pair using the Forest remote. Controls all of your devices in one hub.
	52949-25 Battery Pack Additional battery pack for Shuttle iOn motor		52945-25 white Sidekick Gen 3 Remote Works with or without Bond Bridge Pro. 1-5 channels
	52933-25 white 59 black Forest Wall Switch 2 channel		

DRAPERY MOTORIZATION

SHUTTLE MOTORS | CONTROLS ROADMAP | FMS | RMS | DSXL LED | HANOVER | DRESDEN | DEVENTER MRS | CORDOBA | **LONDON**

LONDON	COMPONENT	LONDON	COMPONENT
•	 <p>51323-25 white 59 black FMS Track 23' x 10 tracks per bundle bundle = 230'</p>	•	 <p>52009-25 Ball Bearing Carrier for motorization</p>
•	 <p>1045RSW-5X 1 3/4" Routed Wood Pole, 10'</p>	•	 <p>52508-25 Overlap Right 52509-25 Underlap Left 59 black Belt Master Carrier</p>
•	 <p>1145MOD-5X 1 3/4" London Modern End Cap H: 2" P: 1"</p>	•	 <p>52508-25A Overlap Right 52509-25A Underlap Left 59A black Belt Master Carrier with snaps</p>
•	 <p>3045END-XX 1 3/4" Glasgow End Cap Finial H: 2" P: 1 1/8"</p>	•	 <p>52410-25 Butt Right 52409-25 Butt Left 59 black Butt Master Carrier with snaps</p>
•	 <p>3906-25 59 black Track Connector & key 3904-00</p>	•	 <p>2552-25 6" Extension Arm for master Use w/ two one-way draw</p>
•	 <p>3280-25 59 black 3" Single Wall Bracket heavy duty projection 2 1/2"</p>	•	 <p>52903-25 59 black Forest Shuttle Motor Pulley Connects motor to track</p>
•	 <p>3281-25 59 black 6" Double Wall Bracket heavy duty projection 1 1/2", 5 1/2"</p>	•	 <p>MTDR-EP-DR-AC Rollease Motor Pulley Connects motor to track</p>
•	 <p>32801-25 59 black Wall Bracket Cover use with 3280 & 3281</p>	•	 <p>52910-25 59 black Return Pulley</p>
•	 <p>2114-25 60% fullness 2 5/8" OC 2111-25 80% fullness 2 3/8" OC 2112-25 100% fullness 2 1/8" OC 2115-25 120% fullness 1 7/8" OC 59 black Two-Piece Connected Snap Carrier w/ Square Base, use 4 1/4" snap tape.</p>	•	 <p>9012-25 Transport Belt Kevlar reinforced</p>
•	 <p>52008-25 59 black Slim Line Klick Carrier Draperies hang to conceal track</p>	•	 <p>52512-25 white 59 black Transport Belt Connector</p>



APPENDIX

In this section you will find Forest terms & conditions, ordering instructions, warranty information, return instructions, care instructions, ripplefold carrier counts, and many marketing and technical support options.

THE
WORLD
BEHIND
YOUR
DRAPERIES



TERMS & CONDITIONS

Applicant, to induce Forest Drapery Hardware (FDH) to consider providing goods on credit to Applicant, hereby agrees for itself, its successors, and permitted assigns, that the following terms and conditions shall apply to all sales of goods (the "Goods") by FDH to applicant.

1. Applicant is applying for credit for business purposes. Applicant authorizes all financial institutions and business entities of which FDH may from time to time make inquiry to provide FDH such financial information, as FDH deems necessary to make credit decisions. FDH has no obligation to extend credit to Applicant and may in its sole discretion suspend, terminate or reduce the limits of any extensions of credit at any time and withhold shipments of Goods ordered, or require cash in advance, in the event FDH, in its sole discretion, finds Applicant's financial condition to be unsatisfactory.
2. FDH will provide to Applicant an itemized invoice for each sale. If Applicant does not give written notice to FDH within fifteen (15) calendar days from the date of such invoice of any objection to the Goods listed, the receipt thereof, that such purchase was unauthorized or any other objection, all such objections shall be deemed waived. Applicant waives any and all right to set off claims, which it may assert against FDH, and/or to withhold payment to FDH based on a claim that FDH is indebted to Applicant. No claim asserted by Applicant against FDH shall relieve Applicant of its obligation to make timely payments to FDH.
3. Except as otherwise set forth in a FDH Invoice, payment is due by the 30th day following the date of the invoice. Payments become past due after the 30th day. Applicant agrees that all amounts in past due shall bear interest at 1.5% per month pre- and post-judgement until paid and agrees to pay FDH, in addition to the amount due, attorneys' fees of fifteen percent (15%) of the amount due, or the maximum amount allowed by law, whichever is greater, in the event the account is placed in collections with an attorney, or any other means of collection, and also to pay any and all attorneys' fees and costs associated with post-judgement collection preparation and recording fees. Applicant agrees that all payments shall be applied to Applicant's account as designated in writing and if not designated in writing then FDH shall apply said payments to the most outstanding invoices. This Agreement shall be deemed fully executed and performed in Bartow County, Georgia, and will be governed and construed in accordance with the laws of Georgia. Applicant agrees to examine all invoices and statements promptly upon receipt and to notify FDH immediately at any failure of delivery, shortage, discrepancy or error and further agrees that such invoice or statement shall be presumed correct unless Applicant shall notify FDH in writing of such failure of delivery, shortage, discrepancy or error within thirty (30) calendar days of Applicant's receipt of such invoice or statement. Use of materials by Applicant shall constitute a waiver of any error in shipment or defect in materials, which might have been determined by a prompt and diligent inspection thereof.
4. Any waiver or non-enforcement by FDH of a breach, default or term under this Agreement shall not be deemed a waiver of any subsequent breach or default of enforcement of such term and FDH shall only be deemed to have given as much in writing executed by FDH providing for such waiver. If any provision of this Agreement is waived by FDH or is held to be invalid or unenforceable, all other provisions shall nevertheless continue in full force and effect as if such provision were not contained herein.
5. This Agreement contains the entire agreement and understanding between FDH and Applicant with respect to the sale of Goods by FDH to Applicant (other than payment terms and delivery dates to be set forth in FDH invoices), supersedes all prior agreements, commitments, representations and discussions between FDH and Applicant and is not assignable by Applicant without the prior written consent of FDH. No modifications, amendments or additions to this agreement will be binding on FDH unless such modification, amendment or addition is in writing executed by FDH. Without limitation of the forgoing, the terms hereof shall not be modified, amended or added to by the terms of any purchase order or similar document submitted by Applicant to FDH. The terms here of shall be altered or interpreted by reference to any course of dealing between FDH and Applicant of industry practice. Any action by Applicant instituted against FDH arising from Goods sold must be commenced within one (1) year from date of delivery of the subject of Goods.
6. Applicant shall have seven (7) calendar days from the date of delivery to reject Goods as nonconforming. Such rejection must be in writing received by FDH within such seven (7) calendar days, and specify the Goods rejected and the specific nonconformity asserted and the subject Goods must be received by FDH within ten (10) calendar days from the delivery date of Goods. All Goods not so rejected shall conclusively be deemed to have been accepted. In order to effect such rejection, the Goods returned must be accompanied by a copy of the original invoice or other proof of purchase by Applicant. No charges or expenses incident to any claims will be allowed unless approved by an authorized representative of FDH. Goods shall not be returned to FDH without FDH permission and such returns will only be accepted when return authorization numbers, given by FDH, is mentioned on the Goods and bill of lading. Physical acceptance by FDH of Goods returned may in no way be deemed agreement by FDH of any claim by Applicant of nonconformity.
7. FDH shall have a reasonable time after receipt of proper notice of rejection of nonconformity Goods of revocation of acceptance of nonconformity Goods to repair or replace the Goods or refund the purchase price, with the remedy to be selected by FDH in its sole discretion. If Applicant otherwise has an outstanding balance, the refund shall be in the form of a credit to Applicant's account.
8. Applicant is responsible for determining the Goods it chooses to purchase and for what purposes those Goods will be used and Applicant will not be relying on the skill or judgment of FDH to select or furnish Goods suitable for any particular purpose. FDH MAKES NO REPRESENTATIONS OR WARRANTIES, EXPRESS OR IMPLIED, INCLUDING BUT NOT LIMITED TO WARRANTIES OF FITNESS OR SUITABILITY FOR ANY PURPOSE, AND/OR THE MERCHANTABILITY OF ANY GOODS. Applicant agrees that its sole and exclusive remedy against FDH for defective or nonconforming Goods shall be repair or replacement of such Goods, or refund of purchase price, with the remedy to be selected by FDH at its sole discretion. Applicant hereby waives all other remedies, and in no event shall FDH be liable for any negligence or general, incidental, special, consequent or other damages suffered by Applicant or any other party for lost profit, sales, labor, injury to person or property or any other loss. FDH may deliver certain third-party manufacturer warranties to Applicant, but FDH shall have no liability under such warranties.
9. The undersigned unconditionally personally guarantees the timely payment of all amounts due from Applicant to FDH and agrees to be jointly and severally liable with the Applicant to FDH for any debt owed by the Applicant, The undersigned agrees to pay reasonable attorneys' fees equal to 15% of the outstanding principal and interest owed by the Applicant in the event that the Applicant's account is placed in collections with an attorney or any other means of collection. This personal guarantee may only be revoked in writing sent by certified mail to FDH. Said revocation shall not be effective as to any balance owed prior to receipt of said revocation. The undersigned hereby expressly waives notice of acceptance of this instrument, notice of any default, non-payment, partial payment, presentment, protest, demand and any and all other notices whatsoever.

APPENDIX

T&C | **ORDERING INFORMATION** | **RETURNS, WARRANTY & CARE** | CARRIER COUNTS | PRODUCT SUPPORT | SALES AIDS

ORDERING INFORMATION



OPEN AN ACCOUNT

Forest sells to the trade only. If you are a member of the trade and want to open an account, consider that volume of purchases from Forest will determine your discount structure. Using a local distributor may save you shipping time and provide better pricing. See below to find a distributor in your area. If you would like to open an account with Forest, scan this code to go to the new customer forms on the Forest website. forestdh.com/new-customer-forms.



FIND A DISTRIBUTOR

Buying from a local distributor may save you shipping time and provide better pricing. Need to find a distributor of Forest products? If so, scan this code to find a distributor in your area. forestdh.com/find-a-distributor

TO GET A QUOTE OR TO PLACE AN ORDER

We only accept orders in writing, not by phone. Please e-mail your customer service representative or customerservice@forestdh.com with your order information.

QUESTIONS ON AN ORDER

E-mail or call with your sales order number and we will be happy to help! Our office is open M-F, 8:30 am - 5:30 pm Eastern Time.
P: 678-721-0004
E: customerservice@forestdh.com

RETURNS, WARRANTY & CARE

FREIGHT/SHIPPING

Orders will be shipped via the most economical way. Freight charges will be added to invoice. The Forest Drapery Hardware Freight Policy is available online at forestdh.com/new-customer-forms.

RETURNS

All returns must be approved prior to returning by requesting an RGA authorization number. A 25% restocking fee will be applied. No returns accepted after 30 days of receipt of order or on custom orders.

PAYMENT

We accept Visa, Mastercard, American Express & Discover Card. Our invoice price is for check payment. We reserve the right to add a convenience fee for credit card payments. Credit is available upon submittal and approval of a credit application.

SHORTAGES/DAMAGES

Immediately upon receipt, your order should be inspected for shortages, damages, and to insure that there is no concealed damage from shipping. Claims on damages or shortages must be made within 3 days. Please note on the Bill of Lading if there is any possibility of damage. If your driver requires a digital signature, please request an EXCEPTION NUMBER from the driver before signing. Black marks, holes, open ends, over-boxing, re-taping, torn boxes etc., constitutes damage or possible shortage. No concealed damage claims will be filed as they are automatically denied by all carriers. You will be responsible for damaged freight not properly noted on delivery receipt. Our policy is that we replace damaged products per the original order and ship via the original carrier. If your order is damaged in shipping, carriers require that ALL packing materials be kept in order for a representative to inspect the goods. You will be billed for any replacement cost if a freight claim is denied. Replacements for undelivered goods will be sent after freight company has had a reasonable time to deliver order.

WARRANTY

Forest Drapery Tracks are warranted for 10 years. Forest Motors are warranted for 10 years with the exception of the Forest Lithium Battery Tubular Motor for RBS which is warranted for 1 year. Forest Roller Shades are warranted for 1 year. Warranties do not apply to wear resulting from normal usage, damage from mishandling, alterations from original state, abuse, or exposure due to climate conditions over which we have no control. The Tavira collection is the only category warranted for outdoor use, 1 year. Forest Drapery Hardware does not cover the shipping costs for the return or replacement of warranty items.

CARE

Products can be cleaned with a damp cloth. Do not use any type of cleaner or solvent.

APPENDIX

T&C | ORDERING INFORMATION | RETURNS, WARRANTY & CARE | **CARRIER COUNTS** | PRODUCT SUPPORT | SALES AIDS

RIPPLEFOLD CARRIER COUNTS

FOR OVERLAP MASTERS

No. of Full Spaces Required	Fabric Width Hemmed	Panel Coverage 120% Fullness	Panel Coverage 100% Fullness	Panel Coverage 80% Fullness	Panel Coverage 60% Fullness	* No. of Carriers
7	35 1/2	11-14	12-16	14-17	14-19	8
9	44	15-18	17-20	18-22	20-24	10
11	52 1/2	19-21	21-24	23-27	25-30	12
13	61	22-25	25-28	28-32	31-35	14
15	69 1/2	26-29	29-32	33-36	36-40	16
17	78	30-33	33-37	37-41	41-45	18
19	86 1/2	34-36	38-41	42-46	46-51	20
21	95	37-40	42-45	47-51	52-56	22
23	103 1/2	41-44	46-50	52-55	57-61	24
25	112	45-48	51-54	56-60	62-66	26
27	120 1/2	49-51	55-58	61-65	67-72	28
29	129	52-55	59-62	66-70	73-77	30
31	137 1/2	56-59	63-66	71-74	78-82	32
33	146	60-63	67-71	75-79	83-87	34
35	154 1/2	64-66	72-75	80-84	88-93	36
37	163	67-70	76-79	85-89	94-98	38
39	171 1/2	71-74	80-84	90-93	99-103	40
41	180	75-78	85-88	94-98	104-108	42
43	188 1/2	79-81	89-92	99-103	109-114	44
45	197	82-85	93-96	104-108	115-119	46
47	205 1/2	86-89	97-101	109-112	120-124	48
49	214	90-93	102-105	113-117	125-129	50
51	222 1/2	94-96	106-109	118-122	130-135	52
53	231	97-100	110-113	123-127	136-140	54
55	239 1/2	101-104	114-118	128-131	141-145	56

No. of Full Spaces Required	Fabric Width Hemmed	Panel Coverage 120% Fullness	Panel Coverage 100% Fullness	Panel Coverage 80% Fullness	Panel Coverage 60% Fullness	* No. of Carriers
57	248	105-108	119-122	132-136	146-150	58
59	256 1/2	109-111	123-126	137-141	151-156	60
61	265	112-115	127-130	142-146	157-161	62
63	273 1/2	116-119	131-136	147-150	162-166	64
65	282	120-123	137-139	151-155	167-171	66
67	290 1/2	124-126	140-143	156-160	172-176	68
69	299	127-130	144-147	161-165	177-182	70
71	307 1/2	131-134	148-152	166-169	183-187	72
73	316	135-138	153-156	170-174	188-192	74
75	324 1/2	139-141	157-160	175-179		76
77	333	142-145	161-164	180-184		78
79	341 1/2	146-149	165-168	185-188		80
81	350	150-153	169-173	189-193		82
83	358 1/2	154-156	174-177			84
85	367	157-160	178-181			86
87	375 1/2	161-164	182-186			88
89	384	165-168	187-190			90
91	392 1/2	169-171				92
93	401	172-175				94
95	409 1/2	176-179				96
97	418	180-183				98
99	426 1/2	184-186				100
101	435	187-190				102

* Includes one carrier (button position only) for attachment to master.

APPENDIX

T&C | ORDERING INFORMATION | RETURNS, WARRANTY & CARE | **CARRIER COUNTS** | PRODUCT SUPPORT | SALES AIDS

RIPPLEFOLD CARRIER COUNTS

FOR BUTT MASTERS

No. of Full Spaces Required	Fabric Width Hemmed	Panel Coverage 120% Fullness	Panel Coverage 100% Fullness	Panel Coverage 80% Fullness	Panel Coverage 60% Fullness	* No. of Carriers
7	34	13-13	13-14	13-16	16-18	8
9	42 1/2	14-16	15-19	17-21	19-23	10
11	51	17-20	20-23	22-26	24-28	12
13	59 1/2	21-24	24-27	27-30	29-34	14
15	68	25-28	28-31	31-35	35-39	16
17	76 1/2	29-31	32-36	36-40	40-44	18
19	85	32-35	37-40	41-45	45-49	20
21	93 1/2	36-39	41-44	46-49	50-55	22
23	102	40-43	45-48	50-54	56-60	24
25	110 1/2	44-46	49-53	55-59	61-65	26
27	119	47-50	54-57	60-64	66-70	28
29	127 1/2	51-54	58-61	65-68	71-76	30
31	136	55-58	62-65	69-73	77-81	32
33	144 1/2	59-61	66-70	74-78	82-86	34
35	153	62-65	71-74	79-83	87-91	36
37	161 1/2	66-69	75-78	84-87	92-97	38
39	170	70-73	79-82	88-92	98-102	40
41	178 1/2	74-76	83-87	93-97	103-107	42
43	187	77-80	88-91	98-102	108-112	44
45	195	81-84	92-95	103-106	113-118	46
47	204	85-88	96-99	107-111	119-123	48
49	212 1/2	89-91	100-104	112-116	124-128	50
51	221	92-95	105-108	117-121	129-133	52
53	229 1/2	96-99	109-112	122-125	134-139	54
55	238	100-103	113-116	126-130	140-144	56

No. of Full Spaces Required	Fabric Width Hemmed	Panel Coverage 120% Fullness	Panel Coverage 100% Fullness	Panel Coverage 80% Fullness	Panel Coverage 60% Fullness	* No. of Carriers
57	246 1/2	104-106	117-121	131-135	145-149	58
59	255	107-110	122-125	136-140	150-154	60
61	263 1/2	111-114	126-129	141-144	155-160	62
63	272	115-118	130-133	145-149	161-165	64
65	280 1/2	119-121	134-138	150-154	166-170	66
67	289	122-125	139-142	155-159	171-175	68
69	297 1/2	126-129	143-146	160-163	176-181	70
71	306	130-133	147-150	164-168	182-186	72
73	314 1/2	134-136	151-155	169-173	187-191	74
75	323	137-140	156-159	174-178	192-196	76
77	331 1/2	141-144	160-163	179-182		78
79	340	145-148	164-167	183-187		80
81	348 1/2	149-151	168-172	188-192		82
83	357	152-155	173-176	193-197		84
85	365 1/2	156-159	177-180			86
87	374	160-163	181-184			88
89	382 1/2	164-166	185-189			90
91	391	167-170	190-193			92
93	399 1/2	171-174				94
95	408	175-178				96
97	416 1/2	179-181				98
99	425	182-185				100
101	433 1/2	186-189				102
103	442	190-193				104

* Includes one carrier (button position only) for attachment to master.

APPENDIX

T&C | ORDERING INFORMATION | RETURNS, WARRANTY & CARE | CARRIER COUNTS | **PRODUCT SUPPORT** | SALES TOOLS

PRODUCT SUPPORT

RETAIL PRICE GUIDE

THE
WORLD
BEHIND
YOUR
DRAPERIES



PRODUCT CATALOGS

The Forest product catalog contains over 100 pages of product available in our Cartersville, Georgia warehouse. Get a catalog in print or online.....



FOREST WEBSITE – FORESTDH.COM

Catalog & Spec Sheets
Assembly & Installation Instructions
Technical Manuals
Trade Show Schedule



FOREST CHANNEL

Programming, Assembly, Installation, and Tips & Tricks



PRODUCT TRAINING

Forest sales managers will train you and your customers at your facility or ours. Call today to schedule a group presentation, lunch & learn, or an open house – 678-721-0004.

WARNING



Window Blind Cord Can STRANGLE Your Child

- Children can climb furniture to reach cords.
- Move crib and furniture away.
- Keep all cords out of children's reach.
- Attach tension device to wall or floor.
- Fasteners provided with the tension device may not be appropriate for all mounting surfaces.
- Use appropriate anchors for the mounting surface conditions.



CHILD SAFETY

All Forest custom assembled products containing cords meet ANSI/WCMA A100.1-2018 child safety standards and include a tension device and a warning label like the one to the left.

APPENDIX

T&C | ORDERING INFORMATION | RETURNS, WARRANTY & CARE | CARRIER COUNTS | PRODUCT SUPPORT | **SALES TOOLS**

SALES TOOLS



WALL DISPLAY

Display a comprehensive set of Forest hardware in your showroom. Set includes a logo board at the top plus ten hardware samples. 25 1/4" wide by 53 1/8" high. Pair of rails for wall mounting are included



TABLE TOP DISPLAY

Show off the brilliant finishes and quality craftsmanship of Forest hardware in your showroom



FINISH SELECTOR CLUTCH CASE

This portable case allows you to easily take all of our finishes into your next meeting. Or, grab only the collections you need in a handy clutch format



SAMPLES CARRY BAG

This portable fabric case houses a sampling of hardware to take into your client meeting



ROLLER SHADE FABRIC SWATCH CARD

The Forest roller shade fabric swatch card allows you to see and feel our stock fabrics



FOREST DRAPERY HARDWARE

2500 Donn Drive
Cartersville, GA 30120
United States
T 678-721-0004
E sales@forestdh.com
W www.forestdh.com

For a distributor in your area
go to www.forestdh.com
or call 678-721-0004.

