



Available Through



Ona Drapery Hardware Co,
5320 Arapahoe Ave
Boulder CO 80303
800-231-4025 fax 888-231-4026
info@onadrapery.com
www.onadrapery.com

INNOVA COLLECTION
 **BRIMAR**®

INNOVA



ACRYLIC FINIAL DIN3403
3" L x 1 1/2" H



END CAP DIN3400
1" L x 1 1/2" H

Our Most Versatile Collection Ever!

Innova is a 1 1/2" square rod collection offering abundant functional features packaged in sleekness. Lucite and modern metal components create clean lines driving the minimal hardware trend. This versatile system draws pleated or ripplefold draperies operated by baton, drawcord or motorization. The choice is yours based on client preferences. Innova's heavy-duty metal poles are bendable and available in 16-foot lengths for extra long windows. The solid construction is designed for residential and overly demanding commercial projects.



Necessary item to create pleated draperies



Necessary item to create ripplefold draperies

POLES CAN BE HAND DRAWN, CORD DRAWN OR MOTORIZED



- HAND DRAWN POLE DIN4004
4' Length
- HAND DRAWN POLE DIN4008
8' Length
- HAND DRAWN POLE DIN4012
12' Length
- HAND DRAWN POLE DIN4016
16' Length
- SPLICE CONNECTOR (Internal) DPA7000
- SPLICE COVER (External) DIN4110



CORD DRAWN OPTION

To order, select traverse pole item #, then add corded item # below.

Poles are preassembled for:
Pleated drapes (one-way draw) DIN901KIT
Pleated drapes (center draw) DIN902KIT
Ripplefold drapes (one-way draw) DIN903KIT
Ripplefold drapes (center draw) DIN904KIT

Standard cord drop length is 96." Custom lengths available. Please specify cord length and side of cord drop when ordering.

We cannot custom bend corded poles requiring severe bend angles. Please inquire.



MOTRZ

- Motorization systems come pre-assembled with a pole, Brimar's MOTRZ motor, endstops, 6-channel remote and powercord. Additional parts and fees apply to integrate with home automation systems.
- Motorization systems come pre-assembled with a pole, Brimar's MOTRZ motor, endstops, 6-channel remote and powercord. Additional parts and fees apply to integrate with home automation systems.

- 6' MOTORIZED SYSTEM DINM06
- 8' MOTORIZED SYSTEM DINM08
- 10' MOTORIZED SYSTEM DINM10
- 12' MOTORIZED SYSTEM DINM12
- 16' MOTORIZED SYSTEM DINM16

Motorized poles cannot be custom bent.

Please specify the following when ordering:

BATON OR CORDED SYSTEM

- ☒ Finished pole length
- ☒ Cord Location: left or right
- ☒ Draw Direction: center, left or right
- ☒ Carrier Type: for pleated or ripplefold drapes
- ☒ Cord Drop Length (standard 96." Custom lengths available). Note: All cord-drawn systems include a tension pulley. Maximum drapery weight for corded poles and CS tracks: 60 lbs.

MOTORIZED SYSTEM

- ☒ Finished pole length
- ☒ Motor Location: left or right
- ☒ Draw Direction: center, left or right
- ☒ Carrier Type: for pleated or ripplefold draperies Note: Heavy fabric weight may require a heavy-duty motor or a tandem motor system. Brimar's standard motor is capable of handling up to 133 lbs.

POLE CUT OPTIONS

Pole lengths are cut to order.



STRAIGHT CUT DP900



MITRE CUT DP901

CUSTOM BENDING OPTIONS

BOW
DP910DIN




BAY
DP920DIN



Bends are customized to your specifications. Please provide a template and allow for longer lead times. Custom items are non-returnable. Deposit required.


Complimentary finish samples available upon request.




BLACK WALNUT
BWL



CREAM
CRM




GUN METAL
GMT




GOLD
GO




SHADOW BLACK
SBK



SILVER CLOUD
SCL

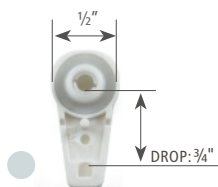


STEEL
STL



VINTAGE COPPER
VCO


● Necessary item to create pleated draperies ● Necessary item to create ripplefold draperies



BALL BEARING GLIDE (Black) DPA2250/BK
BALL BEARING GLIDE (Gray) DPA2250/GR
BALL BEARING GLIDE (White) DPA2250/WH
Weight limitation per glide: 2 1/2 lbs.



OVERLAP MASTER CARRIER *
(Black) DAFCM300/BK
OVERLAP MASTER CARRIER *
(White) DAFCM300/WH
Arm is reversible.



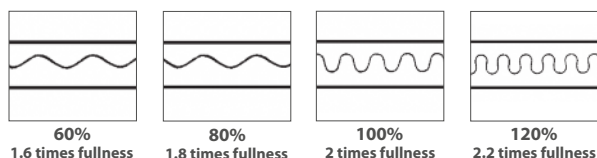
UNDERLAP MASTER CARRIER *
(Black) DAFCM310/BK
UNDERLAP MASTER CARRIER *
(White) DAFCM310/WH
Arm is reversible.



RIPPLEFOLD BUTT-MASTER CARRIER *
(White) DAFCM320/WH
Arm is reversible
* Master carriers may change in appearance

RIPPLEFOLD FULLNESS OPTIONS

Ripplefold snap carriers dictate the shape and spacing of your drapery folds.
Snap carriers are double sided making them ideal for sheers and room dividers.



ENDSTOP (Black) DPA7540/BK
ENDSTOP (White) DPA7540/WH



RIPPLEFOLD ENDSTOP (Black) DPA7545/BK
RIPPLEFOLD ENDSTOP (White) DPA7545/WH



RIPPLEFOLD SNAP CARRIERS (Black)
2 5/8" on center for 60% fullness DPA2806/BK
2 3/8" on center for 80% fullness DPA2808/BK
2 1/8" on center for 100% fullness DPA2810/BK
1 7/8" on center for 120% fullness DPA2812/BK

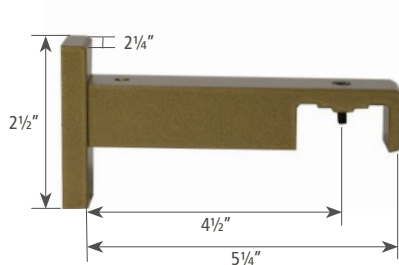


RIPPLEFOLD SNAP CARRIERS (White)
2 5/8" on center for 60% fullness DPA2806/WH
2 3/8" on center for 80% fullness DPA2808/WH
2 1/8" on center for 100% fullness DPA2810/WH
1 7/8" on center for 120% fullness DPA2812/WH

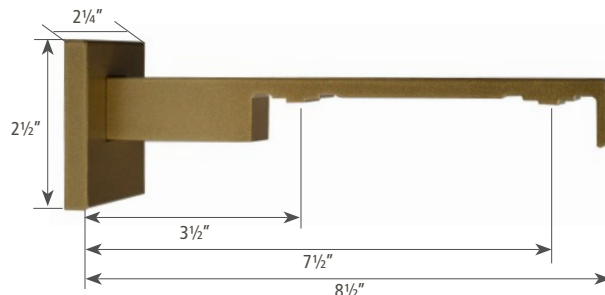


RIPPLEFOLD SNAP TAPE (Black) DPA2945/BK
RIPPLEFOLD SNAP TAPE (Clear) DPA2945/CLR
RIPPLEFOLD SNAP TAPE (White) DPA2945/WH
Sold per yard. Snaps are 4 1/4" on center.

RIPPLEFOLD SNAP TAPE (Black) DPA2946/BK
RIPPLEFOLD SNAP TAPE (Clear) DPA2946/CLR
RIPPLEFOLD SNAP TAPE (White) DPA2946/WH
Sold per 100 yard roll. Snaps are 4 1/4" on center.



METAL SINGLE BRACKET DIN4300



METAL DOUBLE BRACKET DIN4400



36" CLEAR ACRYLIC BATON DPA9036/ACR
48" CLEAR ACRYLIC BATON DPA9048/ACR



● Please specify cord length and side of cord drop.
● and longer system width may require a heavy-duty motor or a tandem motor system.
● Hardware orders under 10 feet long ship via FedEx or UPS.

